

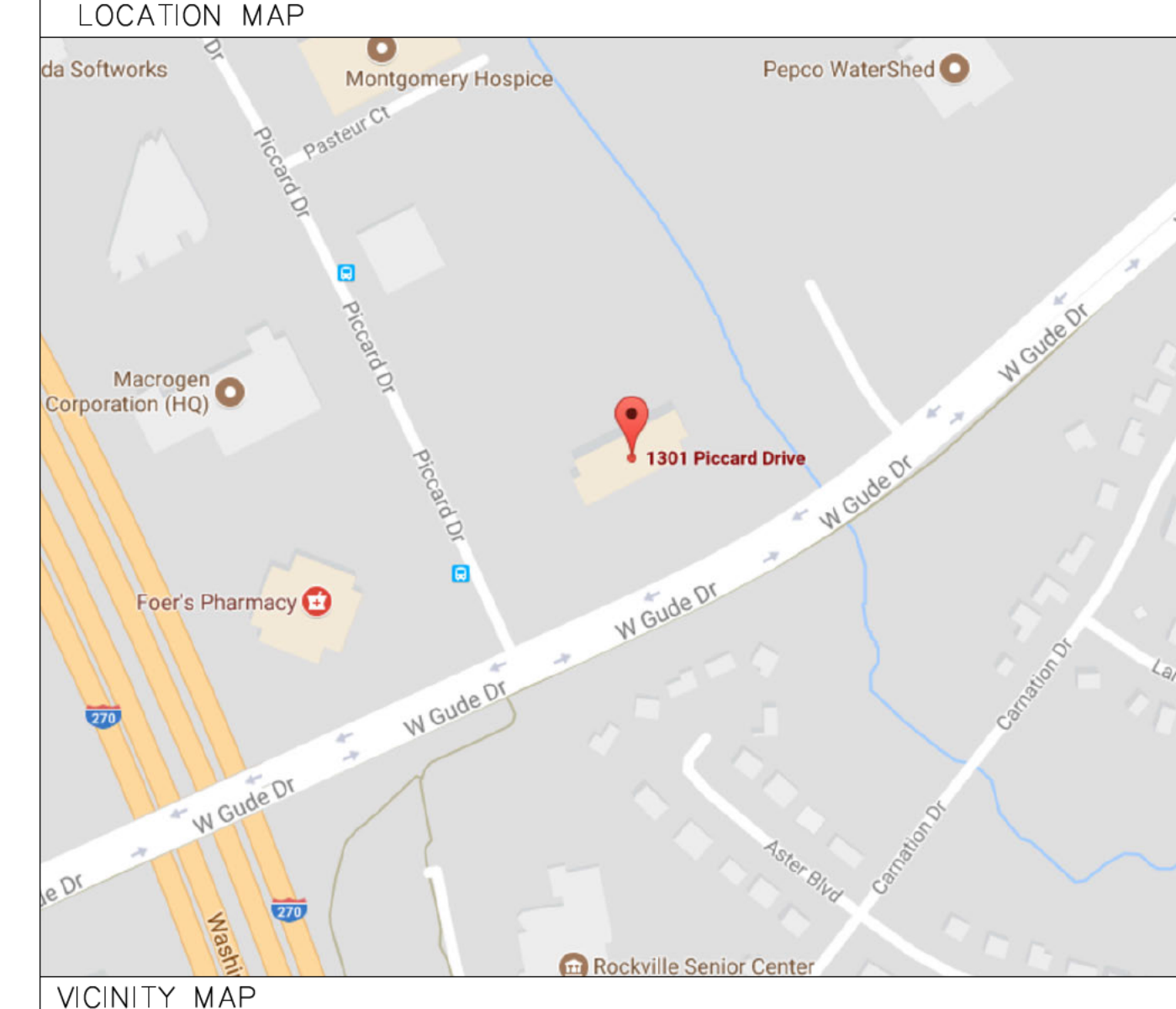
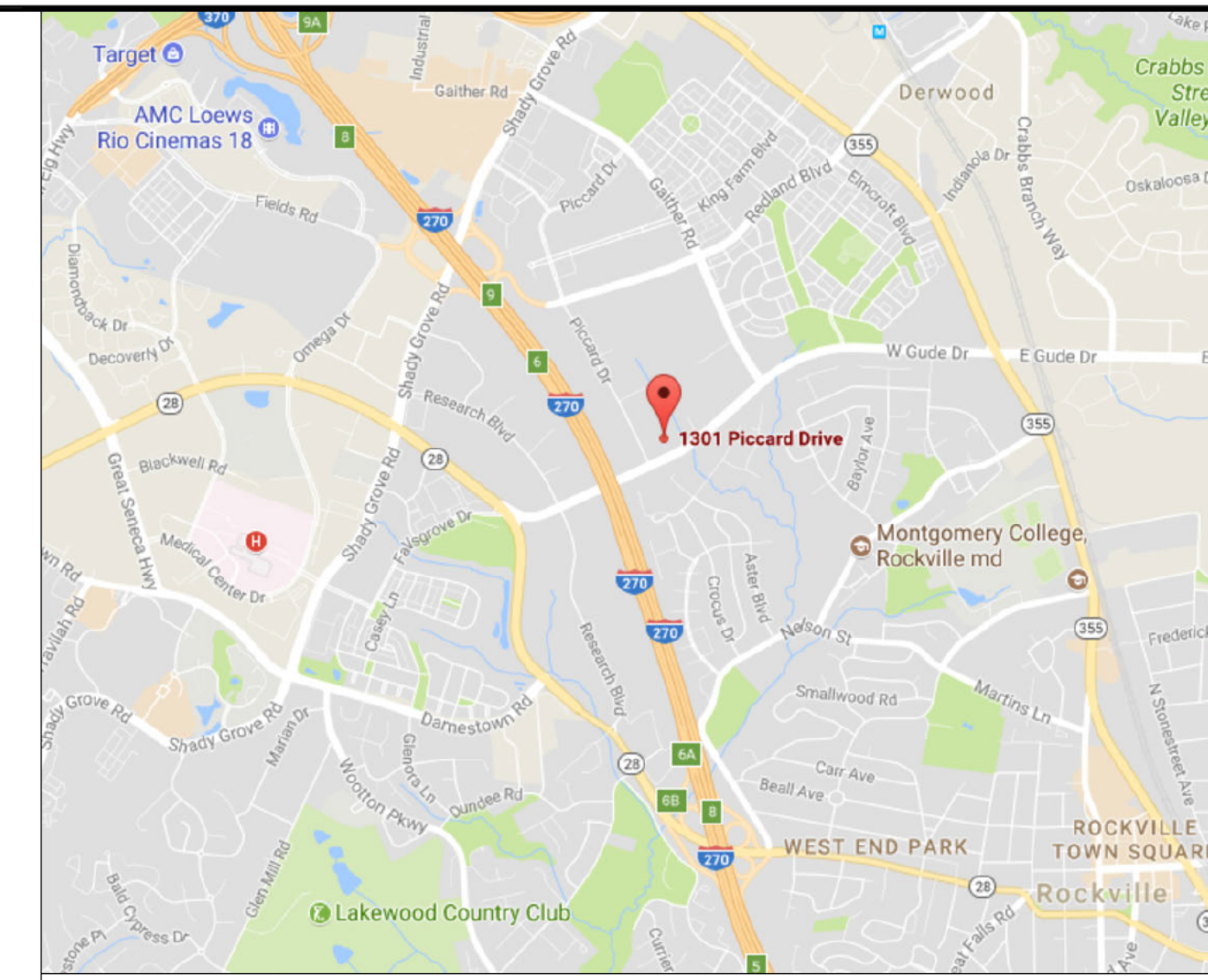
PARTIAL ROOF REPLACEMENT/REPAIRS MID COUNTY DEPARTMENT OF HEALTH AND HUMAN SERVICES 1301 PICCARD DRIVE

IFB #1085596

1301 PICCARD DRIVE
ROCKVILLE, MARYLAND 20850

PREPARED FOR
MONTGOMERY COUNTY
FACILITIES MANAGEMENT DIVISION
1301 SEVEN LOCKS ROAD
ROCKVILLE, MARYLAND 20854

DRAWING NO	TITLE
G-001	COVER SHEET
G-002	STANDARD ABBREVIATIONS, LEGEND, SYMBOLS AND GENERAL NOTES
G-003	TYPICAL FLASHING CONFIGURATIONS
A-101	ROOF AREA PLAN - EXISTING CONDITIONS
A-102	ROOF AREA PLAN - NEW CONSTRUCTION
A-201	ELEVATIONS - EXISTING CONDITIONS
A-202	ELEVATIONS - NEW CONSTRUCTION
A-203	ELEVATIONS - NEW CONSTRUCTION
A-301	ROOF SYSTEM CROSS SECTIONS
A-302	SECTIONS - EXISTING CONDITIONS
A-303	SECTIONS - NEW CONSTRUCTION
A-501	DETAILS - EXISTING CONDITIONS
A-502	DETAILS - NEW CONSTRUCTION
A-503	DETAILS - NEW CONSTRUCTION
A-504	DETAILS - NEW CONSTRUCTION
A-505	DETAILS - NEW CONSTRUCTION
PH-01	PHOTOS



GALE
Gale Associates, Inc.
Engineers Architects Planners
1122 Kenilworth Drive, Suite 206
Towson, Md 21204-2143
P 443-279-4500 F 443-279-4560
www.gainc.com
Boston Baltimore Orlando San Francisco
This drawing and the design and construction features disclosed are proprietary to Gale Associates, Inc. and shall not be altered or reused in whole or part without the express written permission of Gale Associates, Inc. COP/RIGHT © 2017

Professional Certification: I hereby certify that these documents were prepared or approved by me, and that I am a duly licensed professional engineer under the laws of the State of Maryland.
License No. 36513 Expiration Date: 3/27/19

PROJECT	PARTIAL ROOF REPLACEMENT MID COUNTY DEPT OF HEALTH & HUMAN SERVICES 1301 PICCARD DRIVE ROCKVILLE, MARYLAND 20850
OWNER	MONTGOMERY COUNTY - DOS, FACILITIES MANAGEMENT SERVICES 1301 SEVEN LOCKS ROAD POTOMAC, MARYLAND 20854

NO.	DATE	DESCRIPTION	BY
1	2/8/2018	CD SUBMISSION	MLF

PROJECT NO.	655969
CADD FILE	655969 G0x
DESIGNED BY	DRN
DRAWN BY	MLF
CHECKED BY	EDE/SJB
DATE	2/8/2018
DRAWING SCALE	NONE

GRAPHIC SCALE
IF BORDER OUTLINE IS LESS THAN 34" x 23" USE GRAPHIC SCALES
SHEET TITLE
COVER SHEET

DRAWING NO.
G-001



Professional Certification: I hereby certify that these documents were prepared or approved by me, and that I am a duly licensed professional engineer under the laws of the State of Maryland.

License No. 38513 Expiration Date: 3/27/19

PROJECT: PARTIAL ROOF REPLACEMENT
MID COUNTY DEPT OF HEALTH & HUMAN SERVICES 1301 PICCARD DRIVE ROCKVILLE, MARYLAND 20850

OWNER: MONTGOMERY COUNTY - DGS, FACILITIES MANAGEMENT SERVICES
1301 SEVEN LOCKS ROAD
POTOMAC, MARYLAND 20854

1	2/8/2018	CD SUBMISSION	MLF
---	----------	---------------	-----

NO.	DATE	DESCRIPTION	BY
PROJECT NO.	655969		
CADD FILE	655969 G0x		
DESIGNED BY	DRN		
DRAWN BY	MLF		
CHECKED BY	EDE/SJB		
DATE	2/8/2018		
DRAWING SCALE	NONE		

GRAPHIC SCALE
IF BORDER OUTLINE IS LESS THAN 34" x 23" USE GRAPHIC SCALE
SHEET TITLE

STANDARD ABBREVIATIONS, LEGEND, SYMBOLS AND GENERAL NOTES

DRAWING NO.

G-002

GENERAL NOTES

DEMOLITION NOTES

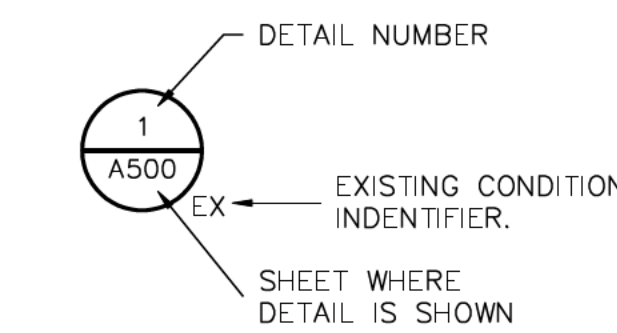
- THE INFORMATION SHOWN ON THE DRAWINGS HAS BEEN COMPILED FROM VARIOUS SOURCES, AND MAY NOT REFLECT THE ACTUAL CONDITIONS AT THE TIME OF CONSTRUCTION.
- THE BUILDING WILL REMAIN OCCUPIED DURING CONSTRUCTION. THE CONTRACTOR SHALL SCHEDULE AND EXECUTE WORK TO AVOID INTERRUPTIONS TO BUILDING OPERATIONS.
- CONTRACTOR SETUP LOCATIONS SHALL BE AS INDICATED BY THE OWNER DURING THE PRE CONSTRUCTION MEETING.
- THE CONTRACTOR SHALL BE RESPONSIBLE FOR COVERING ALL INTERIOR ITEMS INCLUDING FLOORS AND EQUIPMENT PRIOR TO DEMOLITION. ONCE REMOVAL IS COMPLETE FOR THE DAY, THE PLASTIC COVERINGS SHALL BE REMOVED AND THE INTERIOR AREAS CLEANED. CLEANING SHALL INCLUDE, BUT NOT BE LIMITED TO, SWEEPING OF FLOORS AND DUST REMOVAL FROM THE TOPS OF LIGHT FIXTURES AND EQUIPMENT WHERE ACCESSIBLE.
- THE CONTRACTOR SHALL REPORT DETERIORATED OR UNSUITABLE ROOF DECK OR SUBSTRATE COMPONENTS TO THE OWNER PRIOR TO PERFORMING ROOFING INSTALLATION WORK.
- REMOVE AND DISPOSE OF EXISTING ROOF SYSTEM AND ALL ASSOCIATED MATERIALS DOWN TO THE STRUCTURAL DECK UNLESS OTHERWISE INDICATED ON THE DETAIL DRAWINGS TO REMAIN. REMOVE AND DISPOSE OF ALL ITEMS TO INCLUDE DRAINS, WOOD BLOCKING AND APPURTENANCES SCHEDULED TO BE REMOVED.
- PROVIDE TEMPORARY OVERHEAD PROTECTION AT THE MAIN ENTRANCE AND AT OTHER LOCATIONS AS NECESSARY TO PROVIDE UNINTERRUPTED ACCESS TO BUILDING.
- REMOVALS SHALL BE PERFORMED IN ACCORDANCE WITH THE SUBMITTED AND APPROVED REMOVAL PLAN, THE DETAIL DRAWINGS AND SPECIFICATIONS.
- REMOVE ALL ABANDONED EQUIPMENT, CONDUIT AND CURBS AND ENCLOSE OPENINGS UNLESS SPECIFICALLY INDICATED TO REMAIN.
- CURTAIN WALL OPENINGS SHALL NOT BE LEFT IN A TEMPORARY STATE. DO NOT REMOVE CURTAIN WALLS UNTIL NEW ASSEMBLIES ARE READY AND ABLE TO BE INSTALLED WITHIN THE SAME DAY UNLESS FULLY WEATHERPROOF ENCLOSURES ARE PROVIDED.
- DIMENSIONS AND ELEVATIONS OF EXISTING CONSTRUCTION GIVEN IN THE DRAWINGS ARE BASED ON LIMITED FIELD OBSERVATIONS AND MEASUREMENTS, ONLY. THE CONTRACTOR SHALL VERIFY ALL INFORMATION PERTAINING TO EXISTING CONDITIONS BY ACTUAL MEASUREMENT AND OBSERVATION AT THE SITE. ALL DISCREPANCIES BETWEEN ACTUAL CONDITIONS AND THOSE SHOWN IN THE CONTRACT DOCUMENTS SHALL BE REPORTED TO THE ENGINEER OF RECORD FOR HIS EVALUATION BEFORE THE AFFECTED CONSTRUCTION IS PUT IN PLACE. IN ADDITION, ANY AND ALL STRUCTURAL ELEMENTS EXPOSED DURING CONSTRUCTION SHALL BE OBSERVED IN THE FIELD BY THE ENGINEER OF RECORD TO VERIFY THE CONDITION AND INTEGRITY OF THE EXISTING STRUCTURE.

REPLACEMENT NOTES

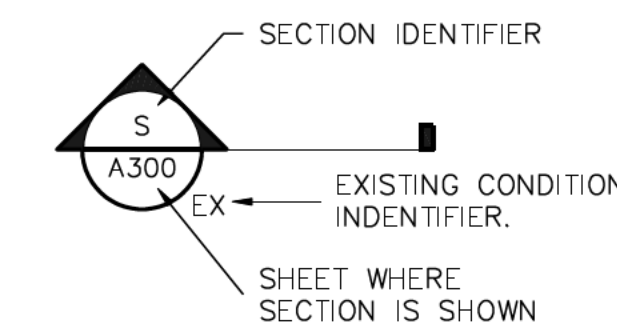
- FOR THE SAKE OF CLARITY, EACH INDIVIDUAL DETAIL ON THE ROOF PLANS HAS NOT BEEN INDICATED. EXISTING AND NEW DETAILS HAVE BEEN INDICATED FOR TYPICAL COMPONENTS AT RANDOM LOCATIONS.
- COMPONENTS SHOWN ON THE DETAIL DRAWINGS SHALL BE NEW UNLESS SPECIFICALLY INDICATED AS EXISTING.
- ITEMS OF CONSTRUCTION SHALL BE IN ACCORDANCE WITH LOCAL, STATE AND FEDERAL REGULATIONS APPLICABLE TO THE PROJECT.
- FOR THE SAKE OF CLARITY, SECUREMENT FASTENERS ARE NOT SHOWN ON THE DRAWING. REFER TO SPECIFICATIONS FOR FASTENER TYPES AND SPACING.
- ANY DISCREPANCIES ON THE DRAWINGS NOTED BY THE CONTRACTOR SHALL BE BROUGHT TO THE OWNERS ATTENTION PRIOR TO BID SUBMISSION.
- ITEMS OF CONSTRUCTION SHALL BE 100% WATERTIGHT ON A DAILY BASIS. REMOVE ONLY AS MUCH MATERIAL AS CAN BE MADE WATERTIGHT ON THE SAME DAY OF WORK.
- DETAILS NOT DEPICTED SHALL BE CONSTRUCTED IN A MANNER CONSISTENT WITH THE DETAIL DRAWINGS.
- IF THERE IS A POTENTIAL HAZARDOUS MATERIAL ENCOUNTERED DURING THE COURSE OF WORK THAT IS NOT IDENTIFIED IN THE CONTRACT DOCUMENTS, THE CONTRACTOR WILL STOP WORK IMMEDIATELY AND CONTACT THE OWNER WHO IS TO MAKE A DETERMINATION IF THE MATERIAL IS HAZARDOUS.
- ALL DUMPSTERS MUST BE AT LEAST 15 FEET FROM THE BUILDING UNLESS EMPTIED AT THE END OF EACH WORK DAY.
- MATERIALS MAY NOT BE STORED CLOSER THAN 15 FEET FROM BUILDINGS AND MAY NOT BE PLACED IN FRONT OF EXITS OR ANY FIRE PROTECTION EQUIPMENT. REFUELING OF GASOLINE POWERED EQUIPMENT WILL NOT BE PERMITTED ON THE ROOF. GASOLINE MUST BE STORED IN UL LISTED AND APPROVED CONTAINERS.
- DISCONNECT, REMOVE, STORE, PROTECT AND REINSTALL EXISTING ROOFTOP EQUIPMENT AND ASSOCIATED MECHANICAL/ELECTRICAL PENETRATIONS AND CONDUIT TO PROPERLY INSTALL REPLACEMENT ROOF SYSTEMS AND PROVIDE MINIMUM SPECIFIED FLASHING HEIGHTS. THE CONTRACTOR SHALL "LOCK-OUT" ALL MECHANICAL ELECTRICAL EQUIPMENT, INCLUDING HVAC EQUIPMENT, PRIOR TO INITIATING WORK.
- PROVIDE ADDITIONAL LAYERS OF COATING MATERIALS AS REQUIRED TO PROVIDE CONSISTENT WHITE FINISHED ROOF THROUGHOUT AND AT LOW AREAS.
- ROUGH OPENINGS ARE BASED ON CONDITIONS PRIOR TO DEMOLITION. ACTUAL ROUGH OPENINGS MAY VARY ONCE DEMOLITION HAS BEEN PERFORMED. VERIFY EXACT ROUGH OPENINGS PRIOR TO ORDERING MATERIALS. PROVIDE WOOD BLOCKING AND SHIMS AS REQUIRED TO PROPERLY SHIM, PLUMB, AND LEVEL THE NEW CURTAIN WALL ASSEMBLIES.
- CONTRACTOR SHALL PROVIDE ALL SCAFFOLDING, SHORING, AND BRACING AS REQUIRED TO PERFORM THE WORK OUTLINED HEREIN.
- PROTECT THE EXISTING ROOF. CONTRACTOR SHALL BE RESPONSIBLE FOR ANY ROOF DAMAGE AND RESULTANT LEAKS. THE ROOF HAS NO KNOWN LEAKS.
- PROTECT EXISTING INTERIOR FINISHES ADJACENT TO WORK AREAS TO INCLUDE PARTITION WALLS, CABINETRY, AND CARPET.
- CONTRACTOR TO VERIFY ALL FIELD DIMENSIONS BY MEASUREMENT AT THE JOB SITE BEFORE SUBMITTING SHOP DRAWINGS.
- PATCH, REPAIR AND PAINT EXISTING INTERIOR FINISHES OF WALLS AND CEILINGS TO MATCH SURROUNDING SURFACES. PATCH ALL HOLES RESULTING FROM THE WORK.

STANDARD SYMBOLS

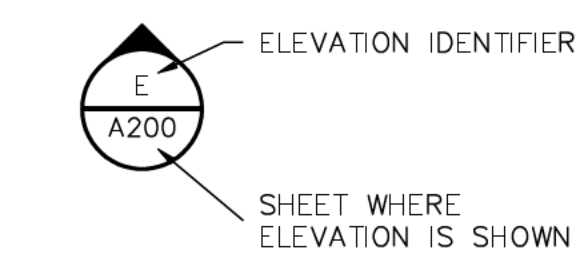
NOTE: NOT ALL SYMBOLS NECESSARILY USED



DETAIL INDICATORS



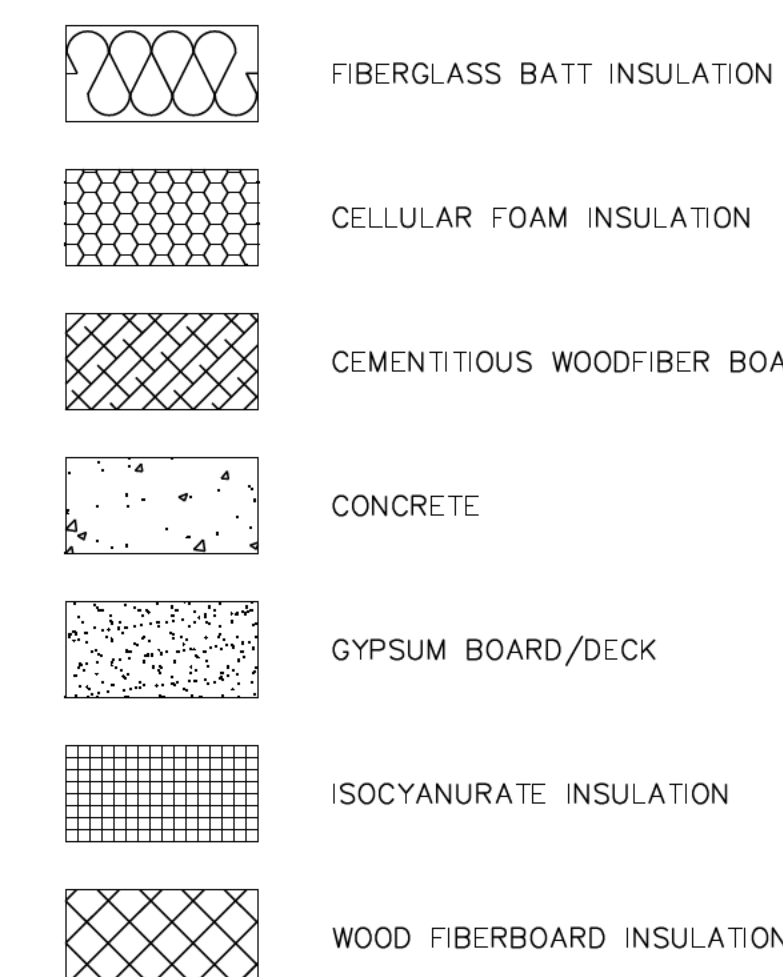
SECTION INDICATOR



ELEVATION INDICATOR

STANDARD HATCH PATTERNS

NOTE: NOT ALL HATCH PATTERNS NECESSARILY USED



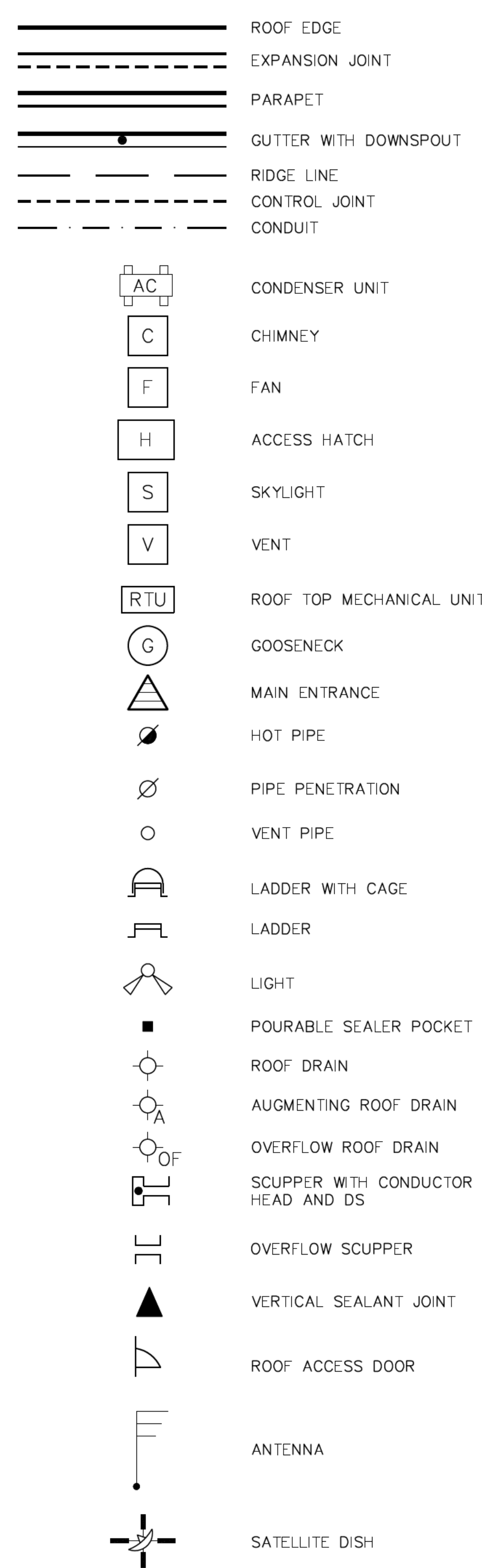
STANDARD ABBREVIATIONS

NOTE: NOT ALL ABBREVIATIONS NECESSARILY USED

AIR CONDITIONER	AC	CONCRETE MASONRY UNIT	CMU
AREA DRAIN	AD	CONCRETE	CONC
ALUMINUM	AL	CONTINUOUS	CONT
BASE FLASHING	BF	COVER	CV
BUILDING	BLDG	CEMENTITIOUS WOOD FIBERBOARD	CWF
BRICK MASONRY UNIT	BMU	DOWNSPOUT	DS
BUILT-UP ROOFING	BUR	ELEVATION	EL
COUNTERFLASHING	CF	ETHYLENE PROPYLENE	EPDM
CLADDING	CLDG	DIENE MONOMER	EQ
CLEAT	CLT	EQUAL	EIFS
CONCRETE MASONRY UNIT	CMU	EXTERIOR INSULATION	EJ
CONCRETE	CONC	FINISH SYSTEM	EK
CONTINUOUS	CONT	EXPANSION JOINT	EXT
COVER	CV	EXISTING	FRT
CEMENTITIOUS WOOD FIBERBOARD	CWF	EXTERIOR	FSTNR
DOWNSPOUT	DS	FIRE RETARDANT TREATED	FT
ELEVATION	EL	FASTENER	FA
ETHYLENE PROPYLENE	EPDM	FOOT	GL
DIENE MONOMER	EQ	FULLY ADHERED	GYP
EQUAL	EIFS	GLAZING	IN
EXTERIOR INSULATION	EJ	GYP SUM	INT
FINISH SYSTEM	EK	INCH	INSUL
EXPANSION JOINT	EXT	INTERIOR	LAD
EXISTING	FRT	INSULATION	LTNG
EXTERIOR	FSTNR	LADDER	LT WT
FIRE RETARDANT TREATED	FT	LIGHTNING	LWC
FASTENER	FA	LIGHTWEIGHT	MAX
FOOT	GL	LIGHTWEIGHT CONCRETE	MECH
FULLY ADHERED	GYP	MAXIMUM	MEMB
GLAZING	IN	MECHANICAL	MIN
GYP SUM	INT	MEMBRANE	MTL
INCH	INSUL	MINIMUM	NA
INTERIOR	LAD	METAL	NIC
INSULATION	LTNG	NOT APPLICABLE	NO
LADDER	LT WT	NOT IN CONTRACT	NOM
LIGHTNING	LWC	NUMBER	NTS
LIGHTWEIGHT	MAX	NOMINAL	O.C.
LIGHTWEIGHT CONCRETE	MECH	NOT TO SCALE	OH
MAXIMUM	MEMB	ON CENTER	PLYWD
MECHANICAL	MIN	OPPOSITE HAND	RD
MEMBRANE	MTL	PLYWOOD	RO
MINIMUM	NA	ROUGH OPENING	RTU
METAL	NIC	ROOF DRAIN	SAMB
NOT APPLICABLE	NO	ROOF TOP UNIT	
NOT IN CONTRACT	NOM	SELF-ADHERING MODIFIED	
NUMBER	NTS	BITUMEN	
NOMINAL	O.C.	SIMILAR	SIM
NOT TO SCALE	OH	SLEEVE	SLV
ON CENTER	PLYWD	SHEET METAL	SM
OPPOSITE HAND	RD	STANDING SEAM (ROOF)	SS
PLYWOOD	RO	STAINLESS STEEL	SST
ROUGH OPENING	RTU	STEEL	STL
ROOF DRAIN	SAMB	STRUCTURAL	STRUCT
ROOF TOP UNIT		TO REMAIN	TR
SELF-ADHERING MODIFIED		TYPICAL	TYP
BITUMEN		VERIFY IN FIELD	VIF
SIMILAR	SIM	WOOD	WD
SLEEVE	SLV	WINDOW	WDW
SHEET METAL	SM	WOODFIBER BOARD	WF
STANDING SEAM (ROOF)	SS		
STAINLESS STEEL	SST		
STEEL	STL		
STRUCTURAL	STRUCT		
TO REMAIN	TR		
TYPICAL	TYP		
VERIFY IN FIELD	VIF		
WOOD	WD		
WINDOW	WDW		
WOODFIBER BOARD	WF		

STANDARD LEGEND

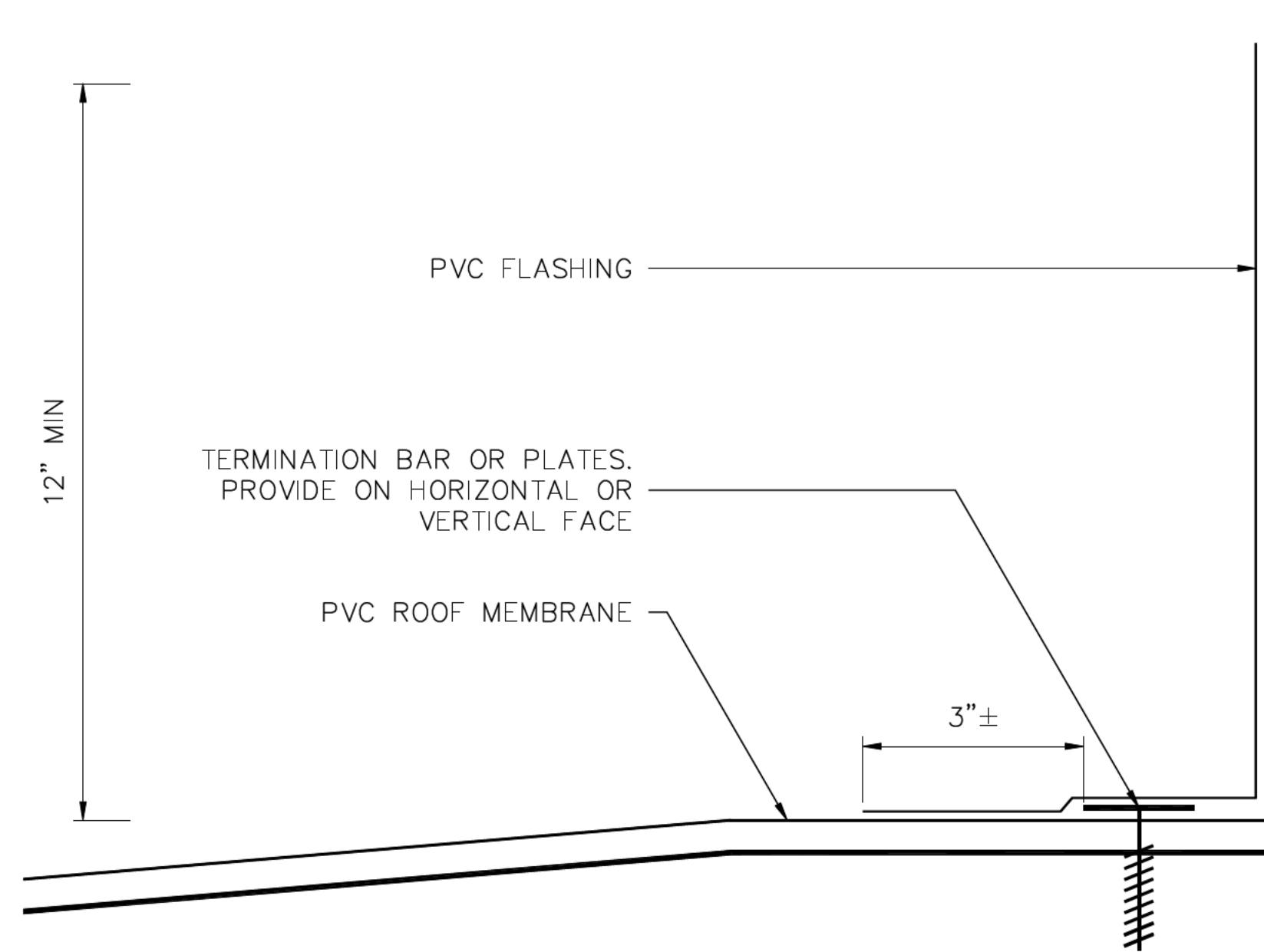
NOTE: NOT ALL SYMBOLS NECESSARILY USED



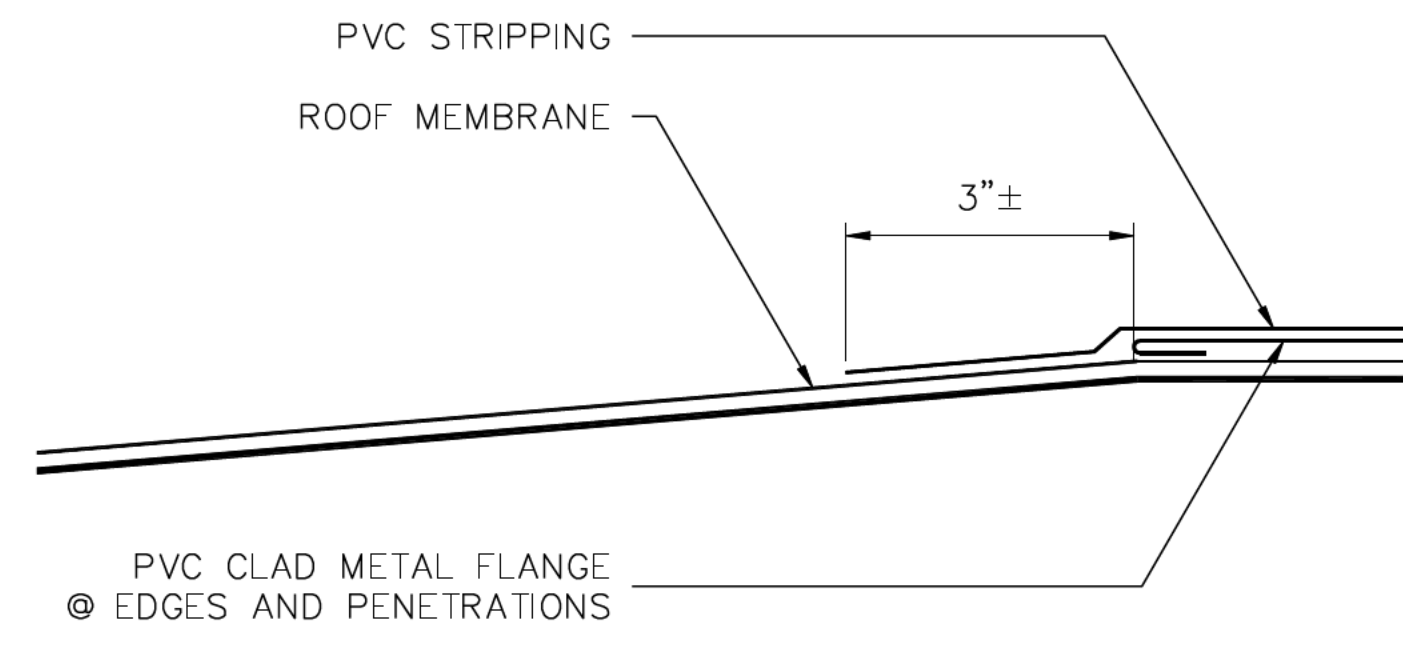


Professional Certification: I hereby certify that these documents were prepared or approved by me, and that I am a duly licensed professional engineer under the laws of the State of Maryland.

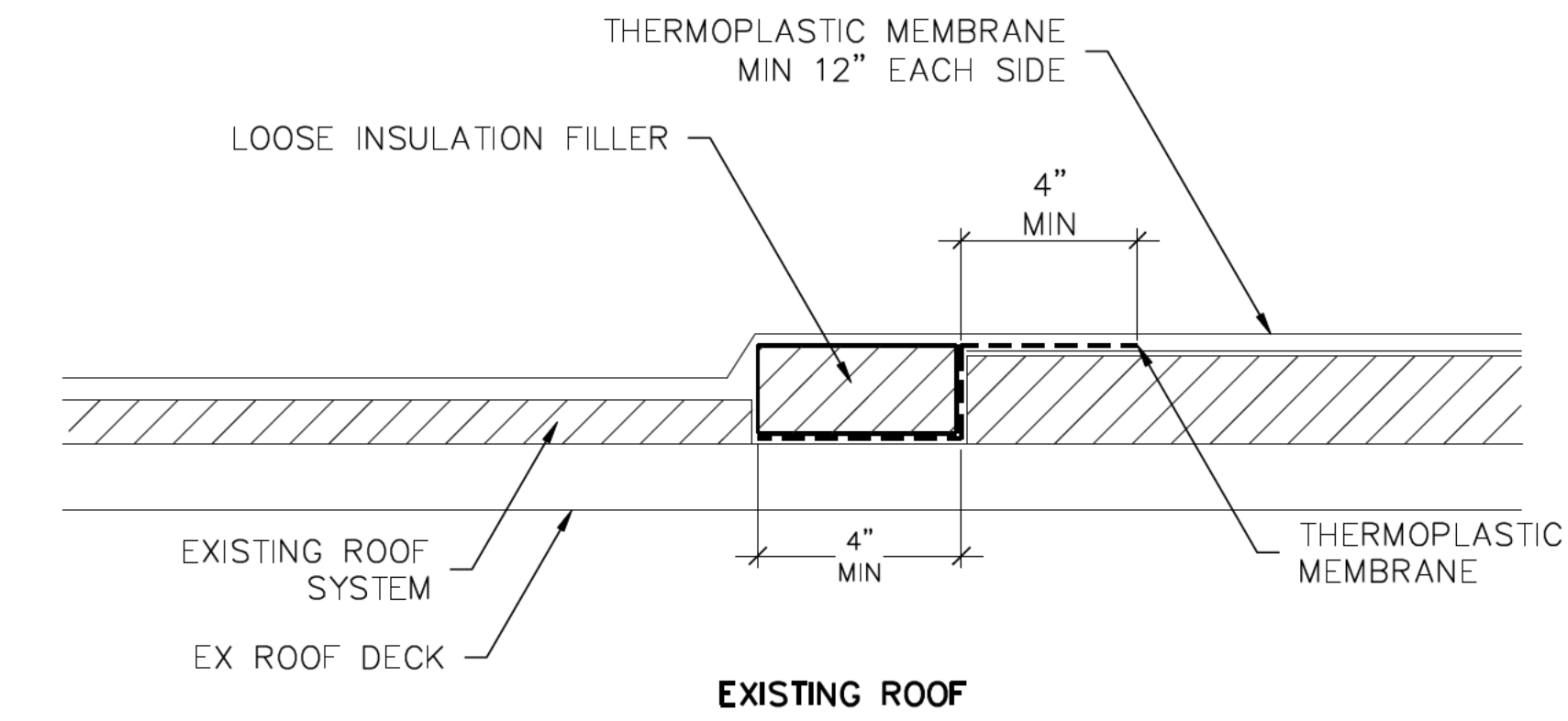
License No. 36513, Expiration Date: 3/27/19



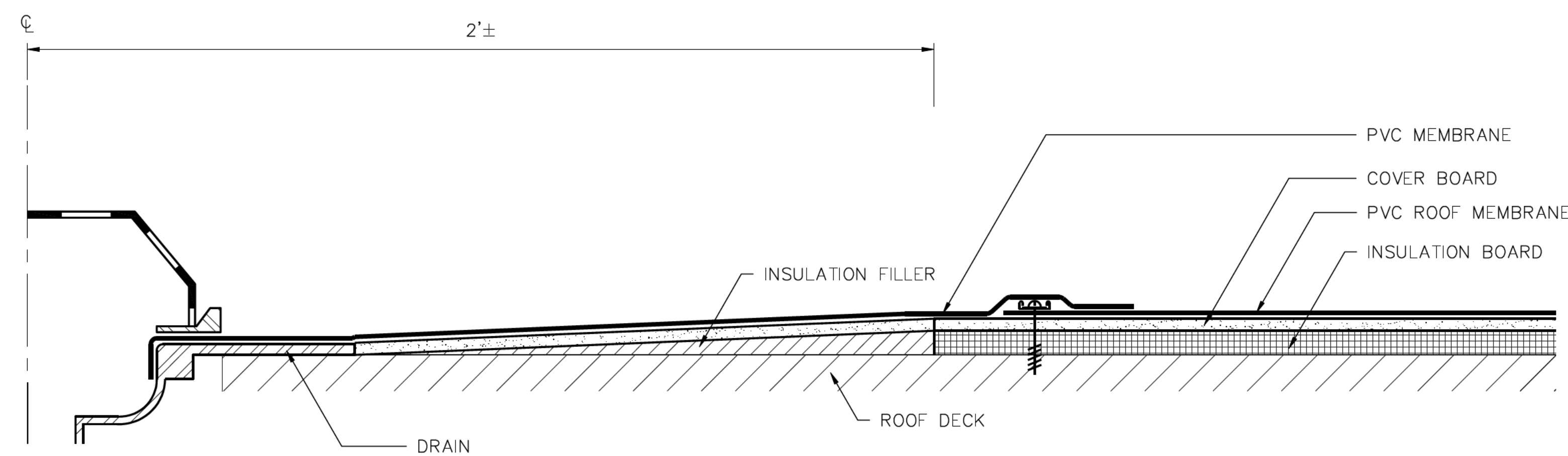
1 TYPICAL PVC BASE FLASHING
SCALE: 6" = 1"



2 TYPICAL PVC STRIP FLASHING
SCALE: 6" = 1"



3 TYPICAL TEMPORARY TIE-IN CONSTRUCTION
NOT TO SCALE



4 TYPICAL DRAIN SUMP
SCALE: 3" = 1"

PROJECT
PARTIAL ROOF REPLACEMENT
MID COUNTY DEPT OF HEALTH & HUMAN SERVICES 1301 PICCARD DRIVE ROCKVILLE, MARYLAND 20850

OWNER
MONTGOMERY COUNTY - DGS, FACILITIES MANAGEMENT SERVICES
1301 SEVEN LOCKS ROAD
POTOMAC, MARYLAND 20854

NO.	DATE	DESCRIPTION	BY
1	2/8/2018	CD SUBMISSION	MLF

PROJECT NO. 655969

CADD FILE 655969 G0x

DESIGNED BY DRN

DRAWN BY MLF

CHECKED BY EDE/SJB

DATE 2/8/2018

DRAWING SCALE AS NOTED

GRAPHIC SCALE

IF BORDER OUTLINE IS LESS THAN 34" x 23" USE GRAPHIC SCALES

SHEET TITLE

TYPICAL FLASHING CONFIGURATIONS

DRAWING NO.

G-003



Professional Certification: I hereby certify that these documents were prepared or approved by me, and that I am a duly licensed professional engineer under the laws of the State of Maryland.

License No. 36513, Expiration Date: 3/27/19

PROJECT
**PARTIAL ROOF REPLACEMENT
COUNTY DEPT OF HEALTH & HUMAN
SERVICES 1301 PICCARD DRIVE
ROCKVILLE, MARYLAND 20850**

OWNER
**MONTGOMERY COUNTY – DGS, FACILITIES MANAGEMENT SERVICES
1301 SEVEN LOCKS ROAD
POTOMAC, MARYLAND 20854**

NO.	DATE	DESCRIPTION	BY
1	2/8/2018	CD SUBMISSION	MLF

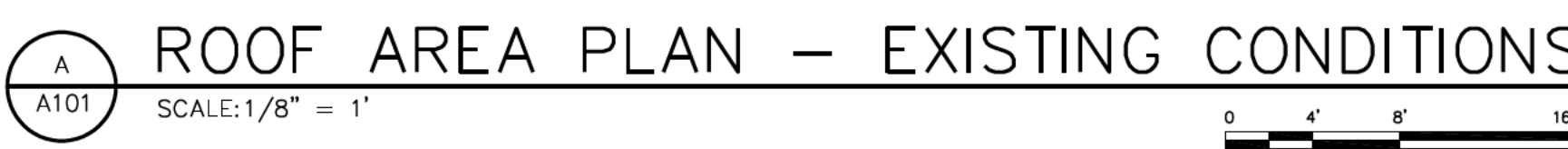
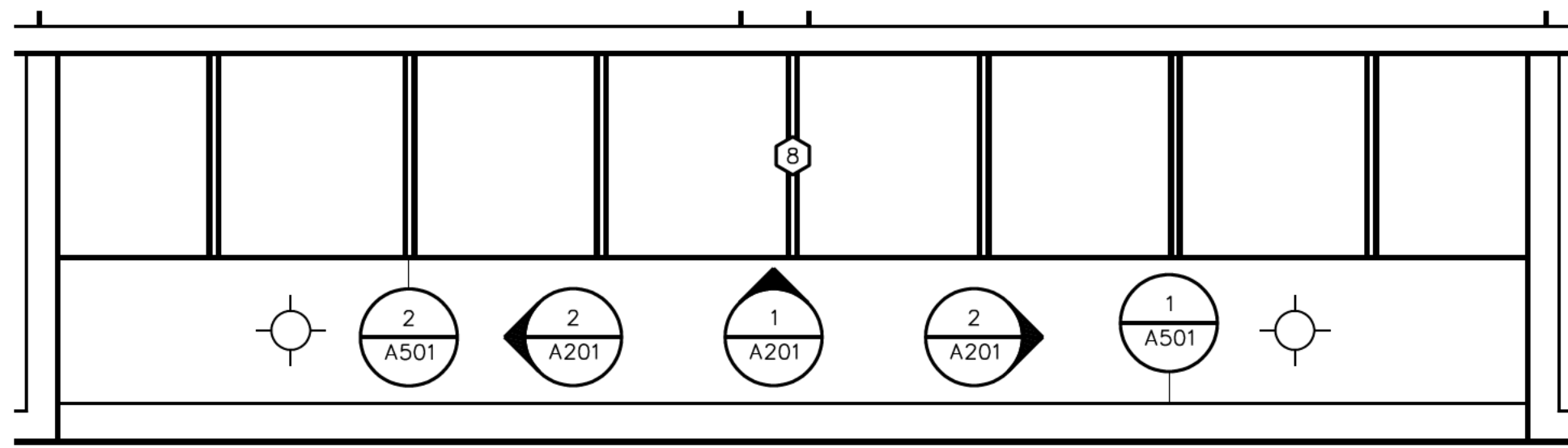
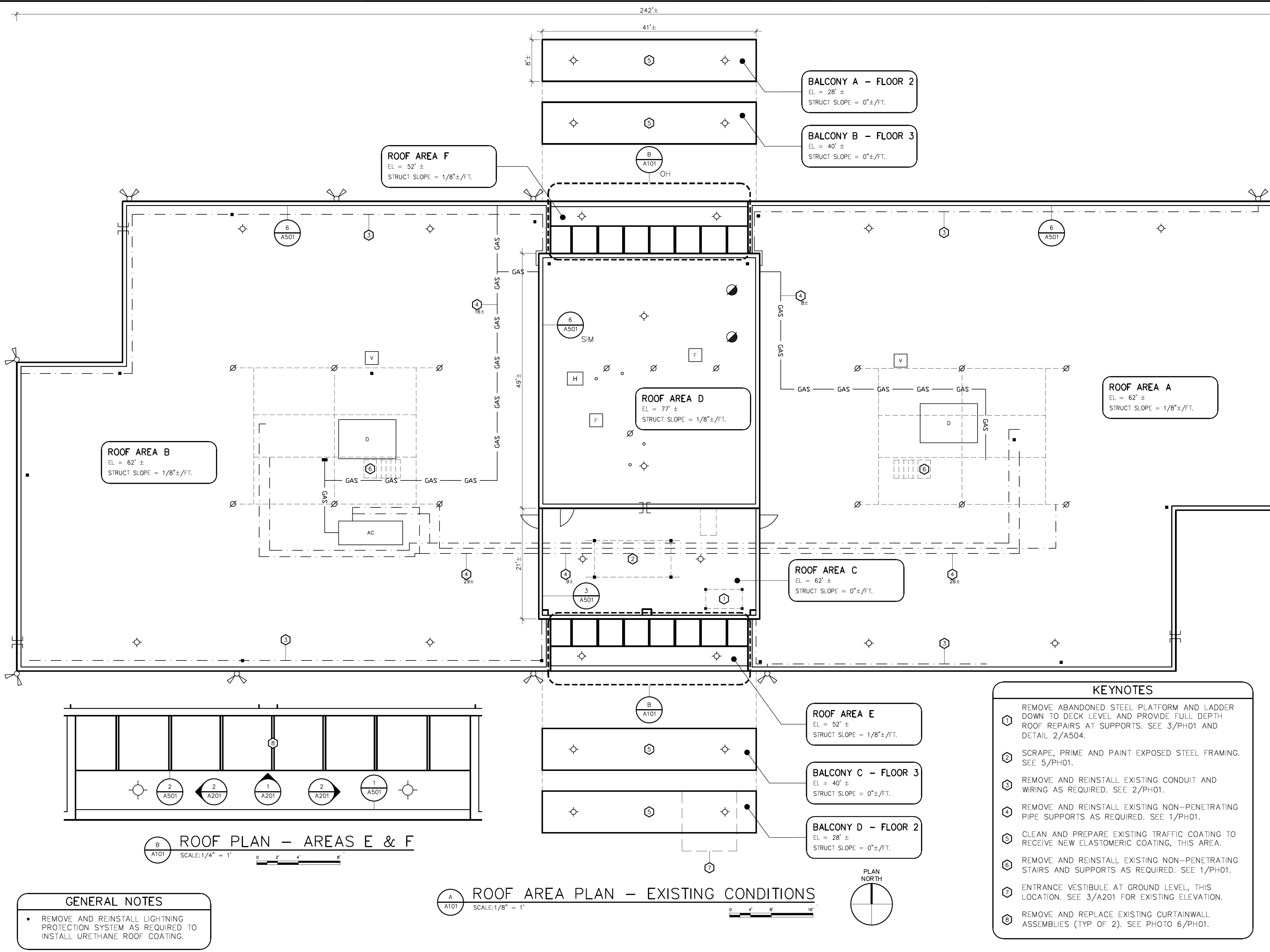
PROJECT NO.	655969
CADD FILE	655969 A1x
DESIGNED BY	DRN
DRAWN BY	MLF
CHECKED BY	EDE/SJB
DATE	2/8/2018
DRAWING SCALE	1/8" = 1'

GRAPHIC SCALE	
0	4' 8' 16'
IF BORDER OUTLINE IS LESS THAN 34" x 23" USE GRAPHIC SCALES	
SHEET TITLE	

**ROOF AREA
PLAN
EXISTING
CONDITIONS**

DRAWING NO.

A-101



GENERAL NOTES

- REMOVE AND REINSTALL LIGHTNING PROTECTION SYSTEM AS REQUIRED TO INSTALL URETHANE ROOF COATING.

- KEYNOTES**
- REMOVE ABANDONED STEEL PLATFORM AND LADDER DOWN TO DECK LEVEL AND PROVIDE FULL DEPTH ROOF REPAIRS AT SUPPORTS. SEE 3/PH01 AND DETAIL 2/A504.
 - SCRAPE, PRIME AND PAINT EXPOSED STEEL FRAMING. SEE 5/PH01.
 - REMOVE AND REINSTALL EXISTING CONDUIT AND WIRING AS REQUIRED. SEE 2/PH01.
 - REMOVE AND REINSTALL EXISTING NON-PENETRATING PIPE SUPPORTS AS REQUIRED. SEE 1/PH01.
 - CLEAN AND PREPARE EXISTING TRAFFIC COATING TO RECEIVE NEW ELASTOMERIC COATING, THIS AREA.
 - REMOVE AND REINSTALL EXISTING NON-PENETRATING STAIRS AND SUPPORTS AS REQUIRED. SEE 1/PH01.
 - ENTRANCE VESTIBULE AT GROUND LEVEL, THIS LOCATION. SEE 3/A201 FOR EXISTING ELEVATION.
 - REMOVE AND REPLACE EXISTING CURTAINWALL ASSEMBLIES (TYP OF 2). SEE PHOTO 6/PH01.

D:\655969\02 DESIGN\655969 A1X.DWG - 2/9/2018 10:50:42 AM - < MLF >



Professional Certification: I hereby certify that these documents were prepared or approved by me, and that I am a duly licensed professional engineer under the laws of the State of Maryland.

License No. 36513, Expiration Date: 3/27/19

PROJECT
PARTIAL ROOF REPLACEMENT
MID COUNTY DEPT OF HEALTH & HUMAN SERVICES
1301 SEVEN LOCKS ROAD
ROCKVILLE, MARYLAND 20850

OWNER
MONTGOMERY COUNTY - DGS, FACILITIES MANAGEMENT SERVICES
1301 SEVEN LOCKS ROAD
POTOMAC, MARYLAND 20854

NO.	DATE	DESCRIPTION	BY
1	2/8/2018	CD SUBMISSION	MLF

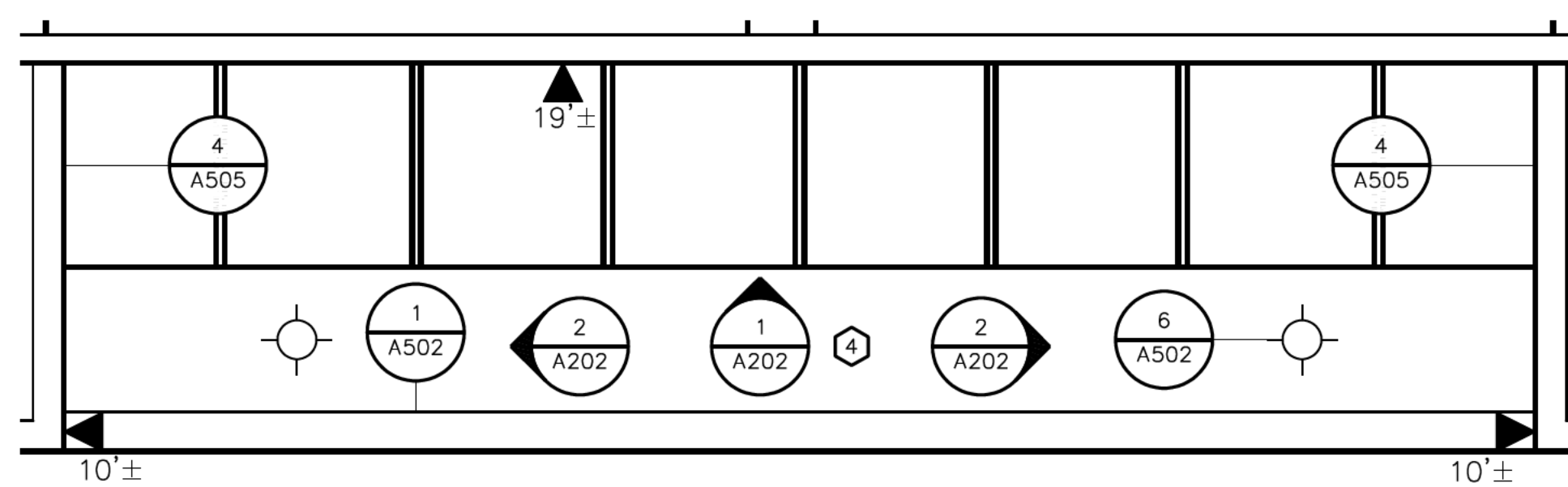
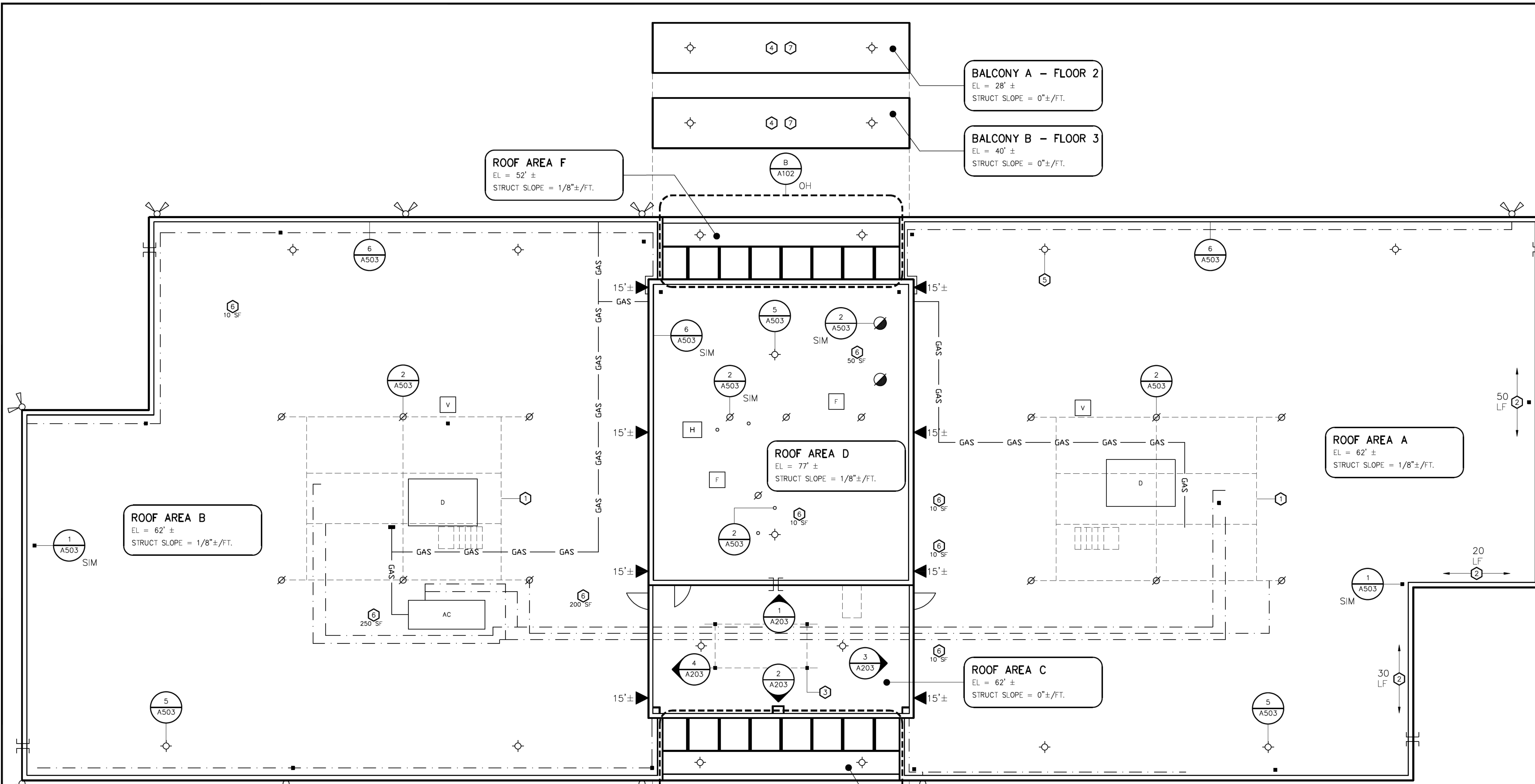
PROJECT NO.	655969
CADD FILE	655969 A1x
DESIGNED BY	DRN
DRAWN BY	MLF
CHECKED BY	EDE/SJB
DATE	2/8/2018
DRAWING SCALE	AS NOTED

GRAPHIC SCALE
F BORDR OUTLINE IS LESS THAN 34" x 23" USE GRAPHIC SCALE
SHEET TITLE

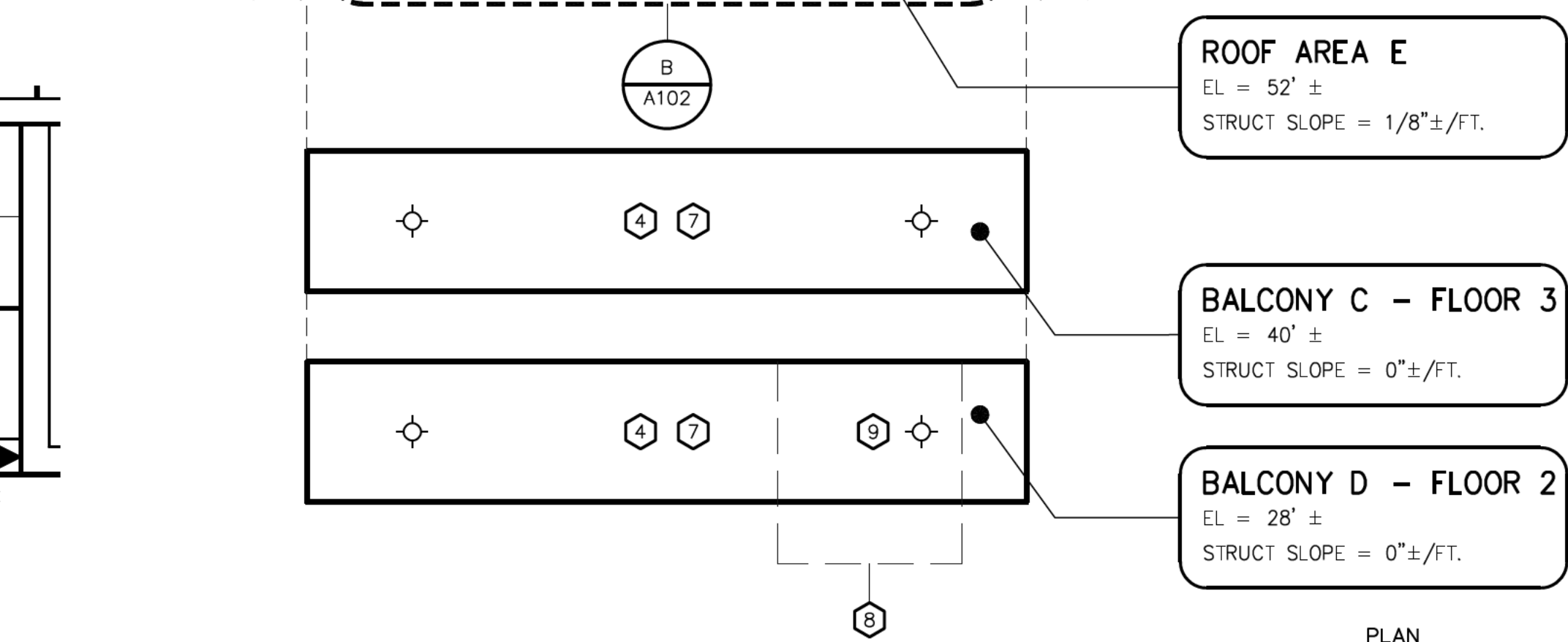
ROOF AREA PLAN
NEW CONSTRUCTION

DRAWING NO.

A-102



ROOF PLAN - AREAS E & F
SCALE: 1/4" = 1'



ROOF AREA PLAN - NEW CONSTRUCTION
SCALE: 1/8" = 1'

LEGEND

◀ # REMOVE AND REPLACE EXISTING VERTICAL SEALANT JOINT. SAWCUT EXISTING JOINT TO MINIMUM 1/2" WIDE. SEE DETAIL 2/A505.

- KEYNOTES**
- LOW CLEARANCE BELOW RTU, SEE 4/PH01.
 - REMOVE AND REPLACE UNADHERED BASE FLASHINGS AND CANT STRIP AND INSTALL NEW SKIRT FLASHING, SEE PLAN FOR APPROX. QUANTITIES. SEE DETAIL 4/A503.
 - REMOVE AND REPLACE POURABLE SEALER POCKET AND INSTALL LIQUID APPLIED FLASHINGS AT STEEL SUPPORTS, TYP OF FOUR. SEE DETAIL 1/A503.
 - REMOVE AND REPLACE SLOPED SOFFIT BENEATH THIS AREA WITH COMPOSITE SOFFIT PANELS (350SF±). SEE DETAIL 5/A505.
 - REMOVE AND REPLACE EX DRAIN SUMP WITH NEW 8'X8' SUMP, MIN SLOPE 1/2"/FT.
 - INSTALL 2-PLY SBS MODIFIED BITUMEN REPAIR, SEE PLAN FOR APPROX. QUANTITIES. SEE DETAIL 3/A503.
 - INSTALL ELASTOMERIC COATING ON BALCONY ROOF AREAS.
 - ENTRANCE VESTIBULE AT GROUND LEVEL, THIS LOCATION. SEE 3/A202.
 - SOFFIT REMOVAL AND REPLACEMENT TO INCLUDE ENTRANCE VESTIBULE. SEE DETAIL 5/A505.

C:\655969\02 DESIGN\655969 A1X.DWG - 2/9/2018 10:50:43 AM - < MLF >



Professional Certification: I hereby certify that these documents were prepared or approved by me, and that I am a duly licensed professional engineer under the laws of the State of Maryland.

License No. 36513, Expiration Date: 3/27/19

PROJECT: PARTIAL ROOF REPLACEMENT
MID COUNTY DEPT OF HEALTH & HUMAN SERVICES 1301 PICCARD DRIVE ROCKVILLE, MARYLAND 20850

OWNER: MONTGOMERY COUNTY - DGS, FACILITIES MANAGEMENT SERVICES
1301 SEVEN LOCKS ROAD
POTOMAC, MARYLAND 20854

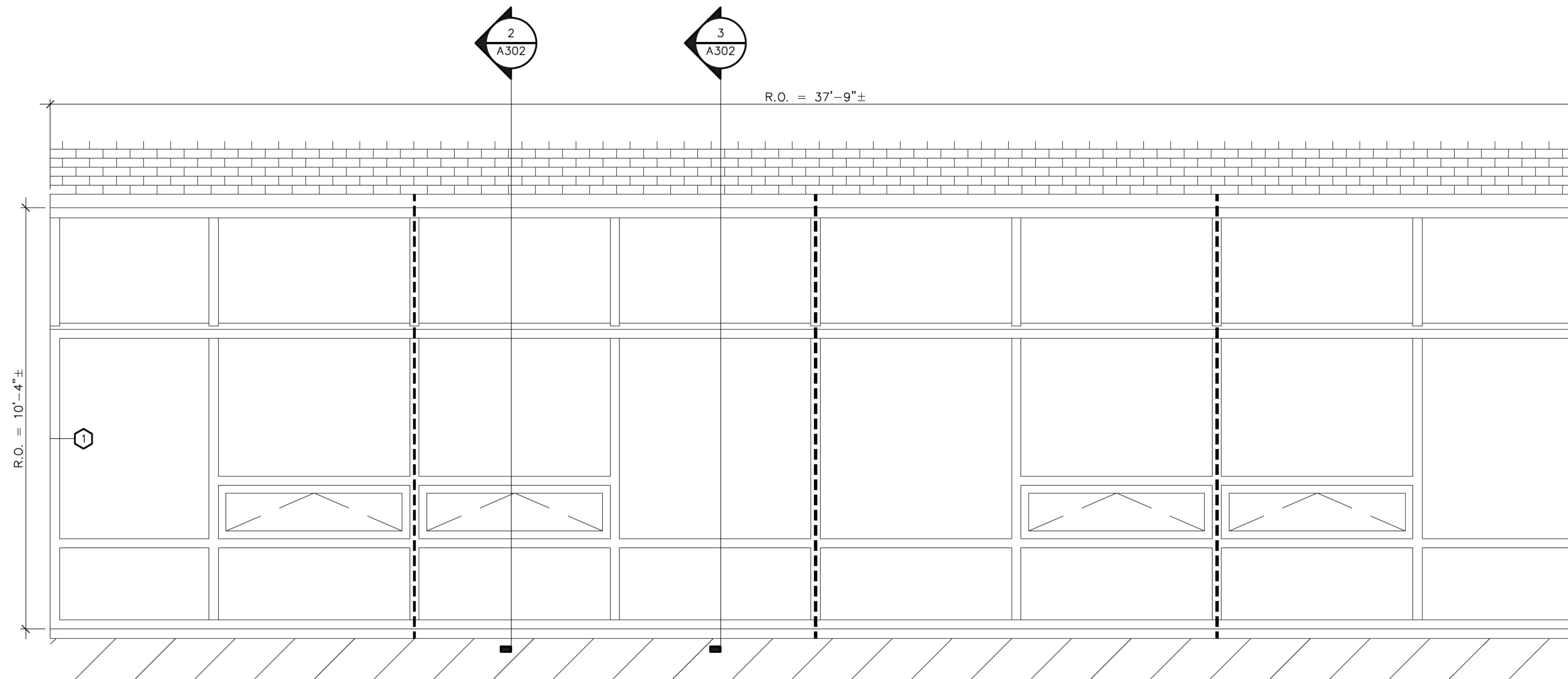
NO.	DATE	DESCRIPTION	BY
1	2/8/2018	CD SUBMISSION	MLF

PROJECT NO.	655969
CADD FILE	655969 A2x
DESIGNED BY	DRN
DRAWN BY	MLF
CHECKED BY	EDE/SJB
DATE	2/8/2018
DRAWING SCALE	1/2" = 1'

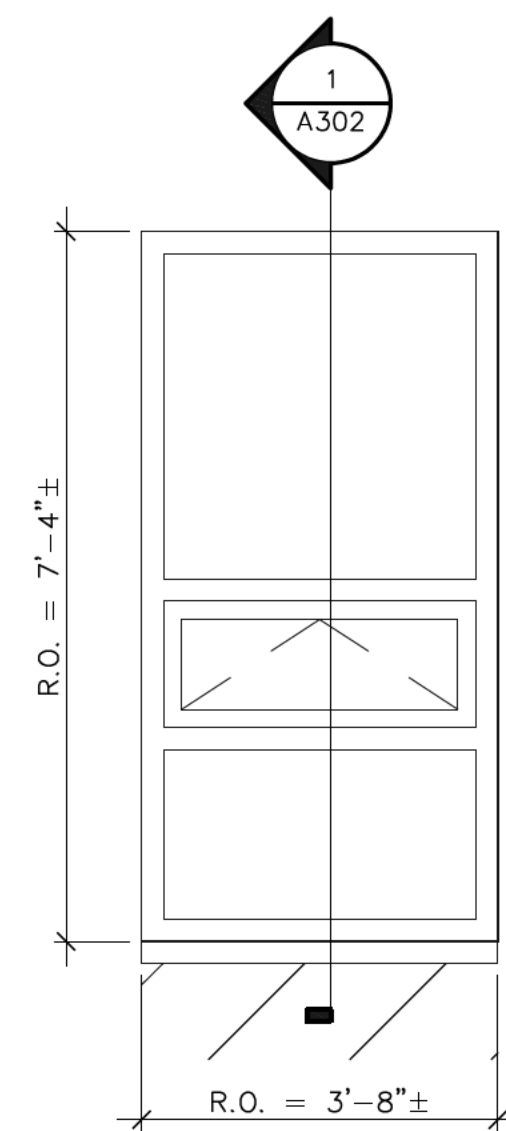
GRAPHIC SCALE	0 1' 2' 4'
SHEET TITLE	

ELEVATIONS
EXISTING
CONDITIONS

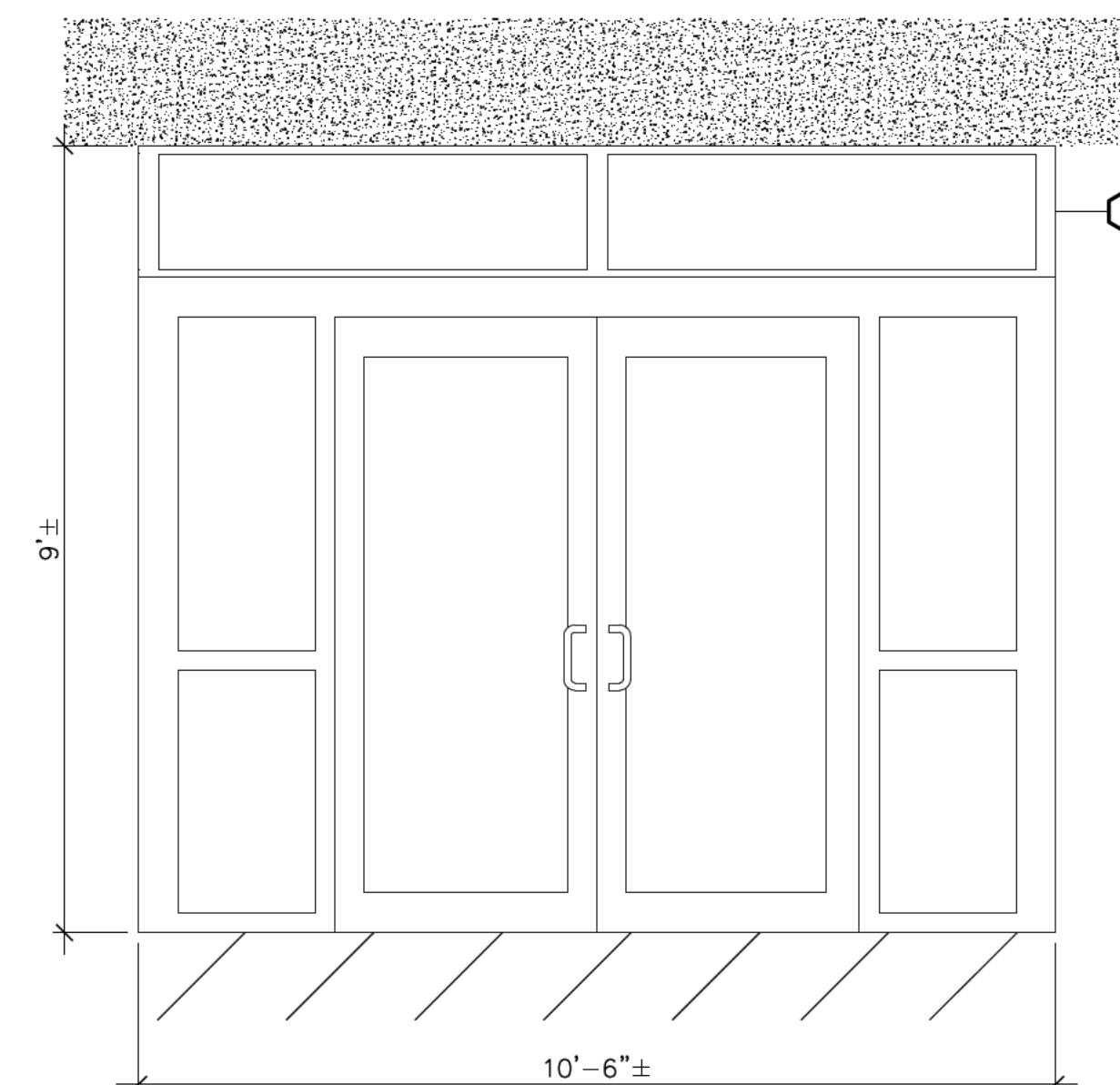
DRAWING NO.	A-201
-------------	-------



1 EXISTING NORTH/SOUTH CURTAINWALL ELEVATION
SCALE: 1/2" = 1'



2 EXISTING EAST/WEST CURTAINWALL ELEVATION
SCALE: 1/2" = 1'



3 EXISTING SOUTH VESTIBULE ELEVATION
SCALE: 1/2" = 1'

KEYNOTES

- ① ADDITIONAL INTERIOR PARTITION WALL AT THIS LOCATION ON SOUTH CURTAINWALL ONLY.
- ② REMOVE EX BACKER ROD AND SEALANTS AT SLOPED GLAZING.

GENERAL NOTE

- REMOVE EXISTING HORIZONTAL LOUVER BLINDS ON ALL CURTAIN WALL ELEVATIONS.
- DO NOT DISTURB EXISTING INTERIOR WALLS. CONTRACTOR TO FIELD VERIFY ALL DIMENSIONS.

LEGEND

- INTERIOR PARTITION WALL BEYOND TO REMAIN



Professional Certification: I hereby certify that these documents were prepared or approved by me, and that I am a duly licensed professional engineer under the laws of the State of Maryland.

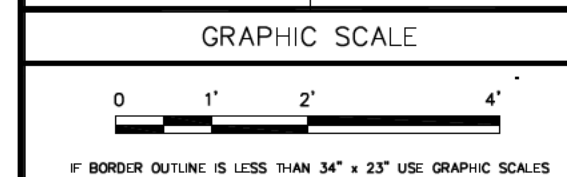
License No. 36513, Expiration Date: 3/27/19

PROJECT: PARTIAL ROOF REPLACEMENT
MID COUNTY DEPT OF HEALTH & HUMAN SERVICES 1301 PICCARD DRIVE ROCKVILLE, MARYLAND 20850

OWNER: MONTGOMERY COUNTY - DGS, FACILITIES MANAGEMENT SERVICES
1301 SEVEN LOCKS ROAD
POTOMAC, MARYLAND 20854

NO.	DATE	DESCRIPTION	BY
1	2/8/2018	CD SUBMISSION	MLF

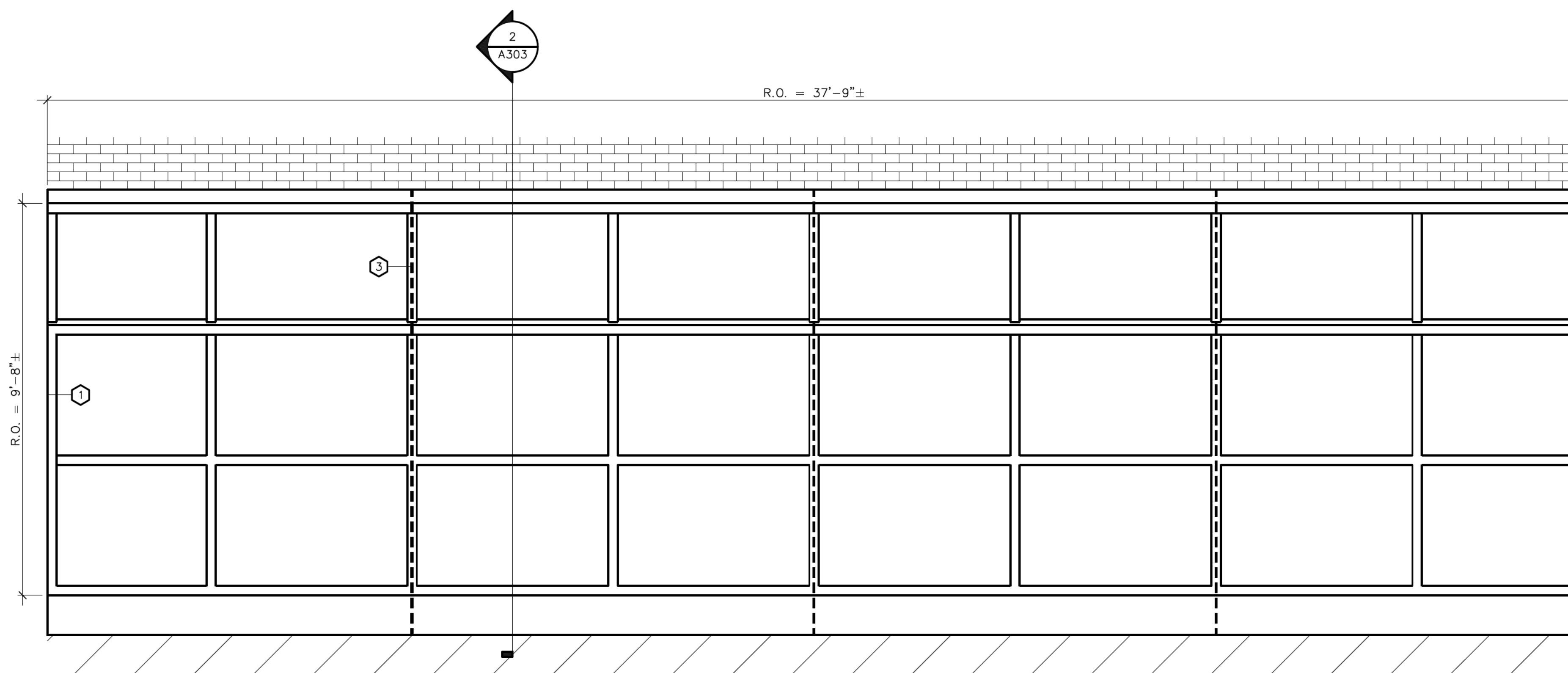
PROJECT NO.	655969
CADD FILE	655969 A2x
DESIGNED BY	DRN
DRAWN BY	MLF
CHECKED BY	EDE/SJB
DATE	2/8/2018
DRAWING SCALE	1/2" = 1'



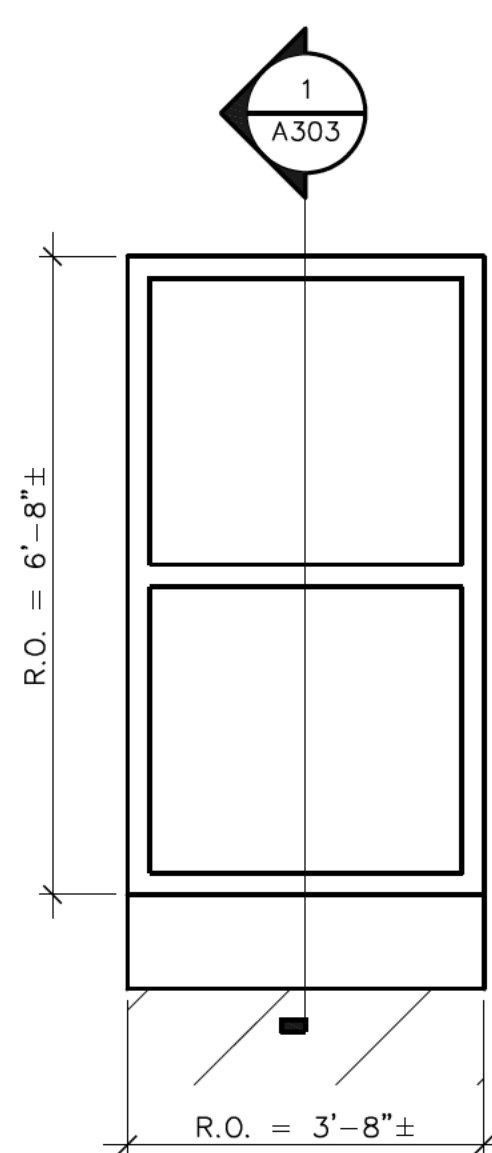
SHEET TITLE

**ELEVATIONS
NEW
CONSTRUCTION**

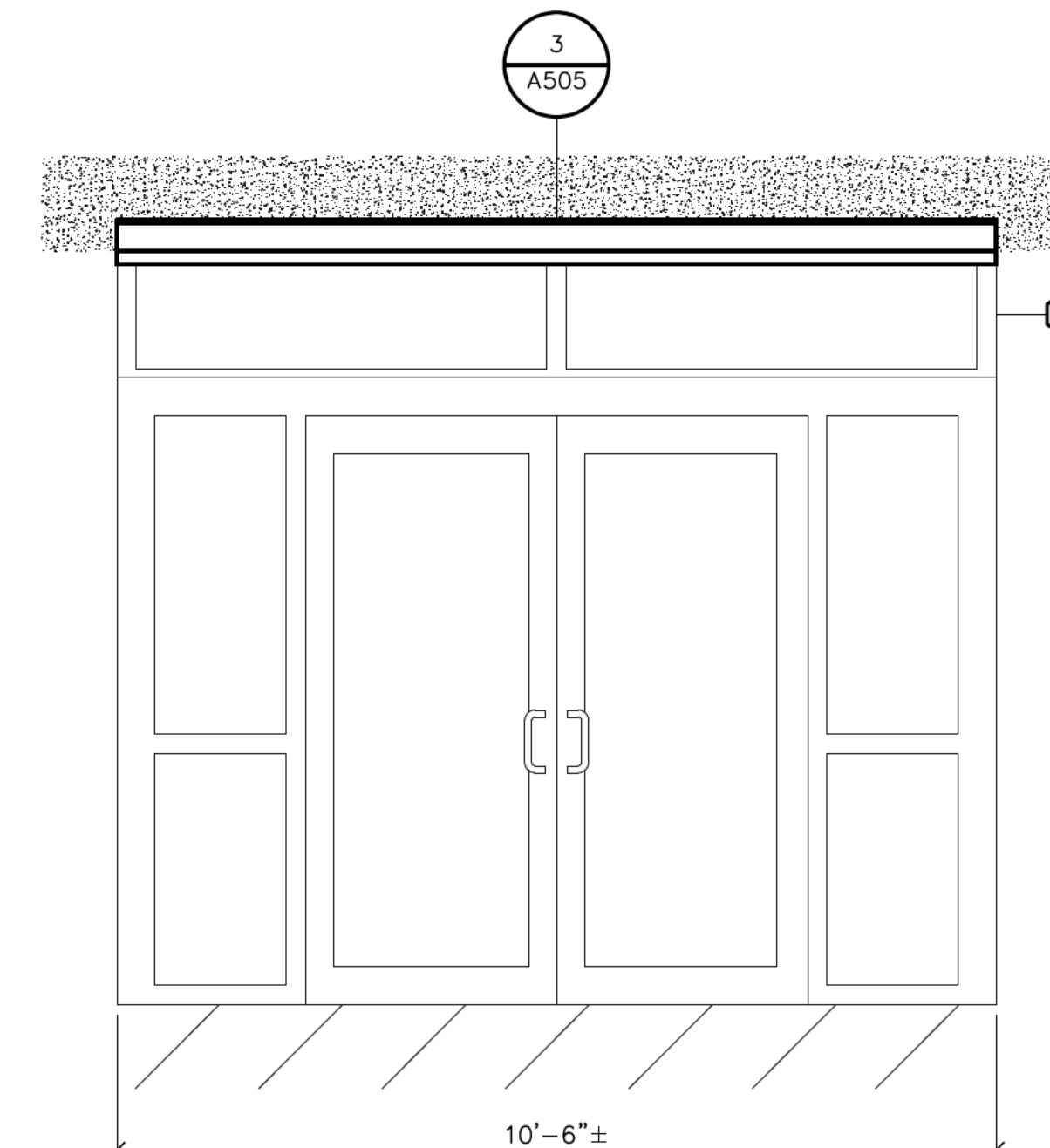
DRAWING NO.
A-202



1 NORTH/SOUTH CURTAINWALL ELEVATION
A202 SCALE: 1/2" = 1'



2 EAST/WEST CURTAINWALL ELEVATION
A202 SCALE: 1/2" = 1'



3 SOUTH VESTIBULE ELEVATION
A202 SCALE: 1/2" = 1'

KEYNOTES

- 1 ADDITIONAL INTERIOR PARTITION WALL AT THIS LOCATION ON SOUTH CURTAINWALL ONLY.
- 2 WET SEAL PERIMETER OF SLOPED GLAZING AT ENTRANCE VESTIBULE.
- 3 INSTALL SM CLOSURE AS REQUIRED AT INTERIOR PARTITION WALLS. SEE 4/A504.

GENERAL NOTE

- FIELD VERIFY ALL ROUGH OPENING DIMENSIONS AT CURTAIN WALLS.
- INSTALL NEW HORIZONTAL LOUVER BLINDS ON ALL VERTICAL CURTAIN WALLS. SEE SPECIFICATIONS.

LEGEND

- INTERIOR PARTITION WALL BEYOND TO REMAIN



Professional Certification: I hereby certify that these documents were prepared or approved by me, and that I am a duly licensed professional engineer under the laws of the State of Maryland.

License No. 36513, Expiration Date: 3/27/19


PROJECT
**PARTIAL ROOF REPLACEMENT
MID COUNTY DEPT OF HEALTH & HUMAN
SERVICES 1301 PICCARD DRIVE
ROCKVILLE, MARYLAND 20850**

OWNER
**MONTGOMERY COUNTY - DOS, FACILITIES MANAGEMENT SERVICES
1301 SEVEN LOCKS ROAD
POTOMAC, MARYLAND 20854**

NO.	DATE	DESCRIPTION	BY
1	2/8/2018	CD SUBMISSION	MLF

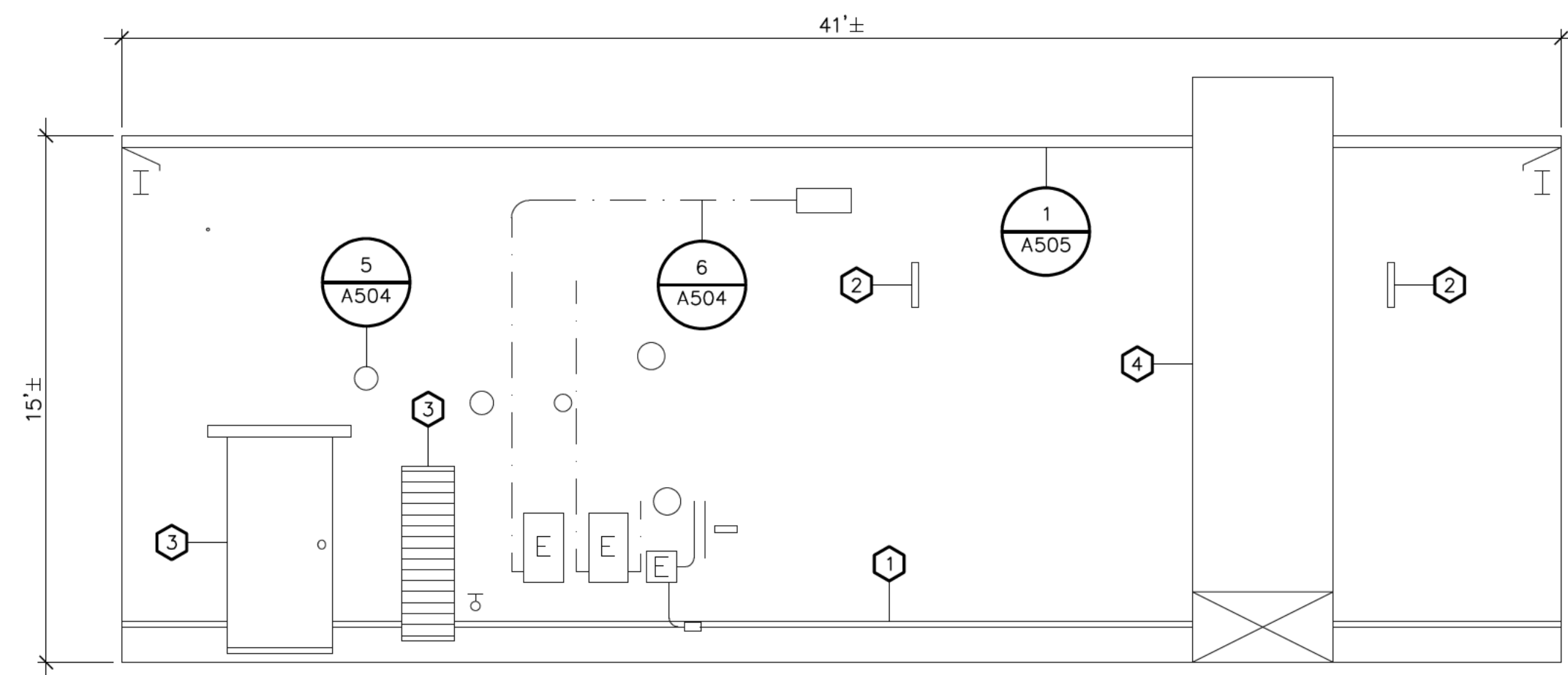
PROJECT NO.	655969
CADD FILE	655969 A2x
DESIGNED BY	DRN
DRAWN BY	MLF
CHECKED BY	EDE/SJB
DATE	2/8/2018
DRAWING SCALE	1/4" = 1'

GRAPHIC SCALE

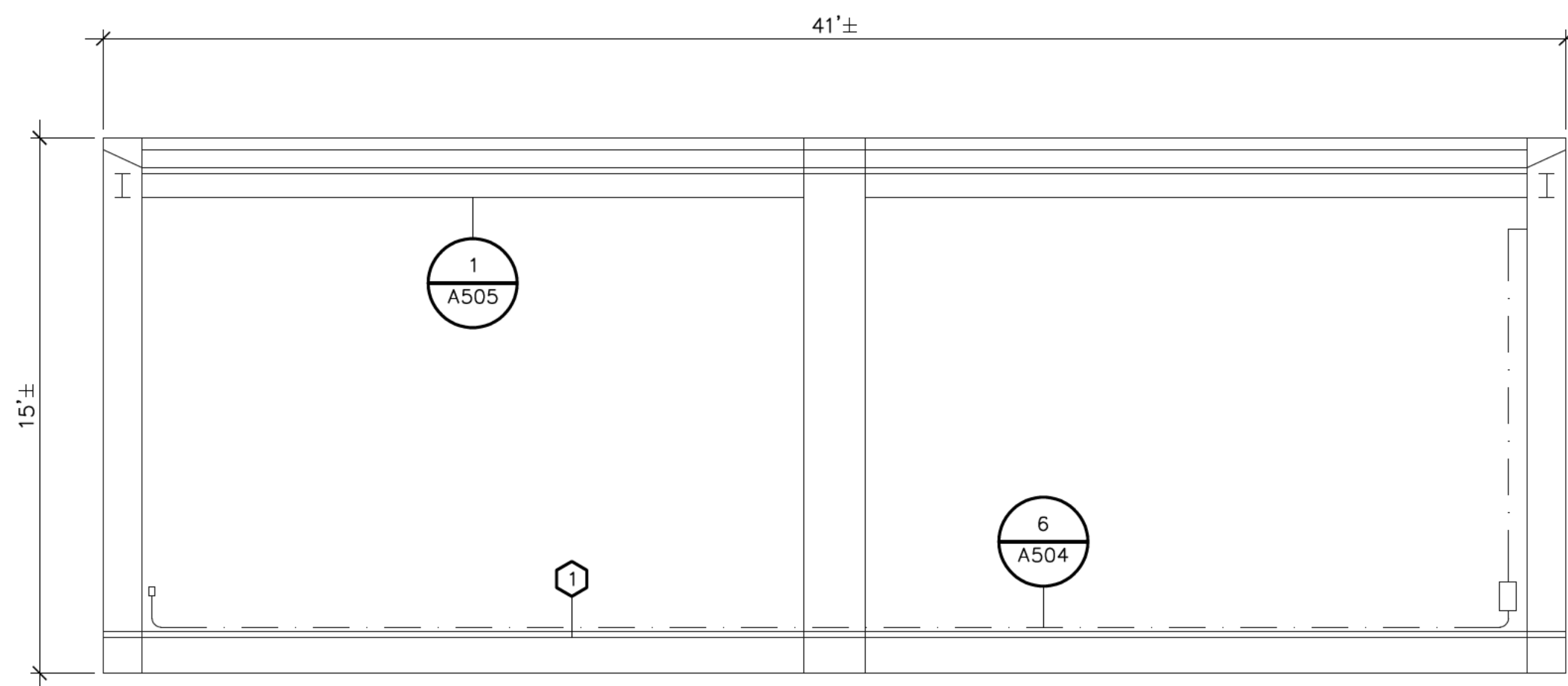


SHEET TITLE
**ELEVATIONS
NEW
CONSTRUCTION**

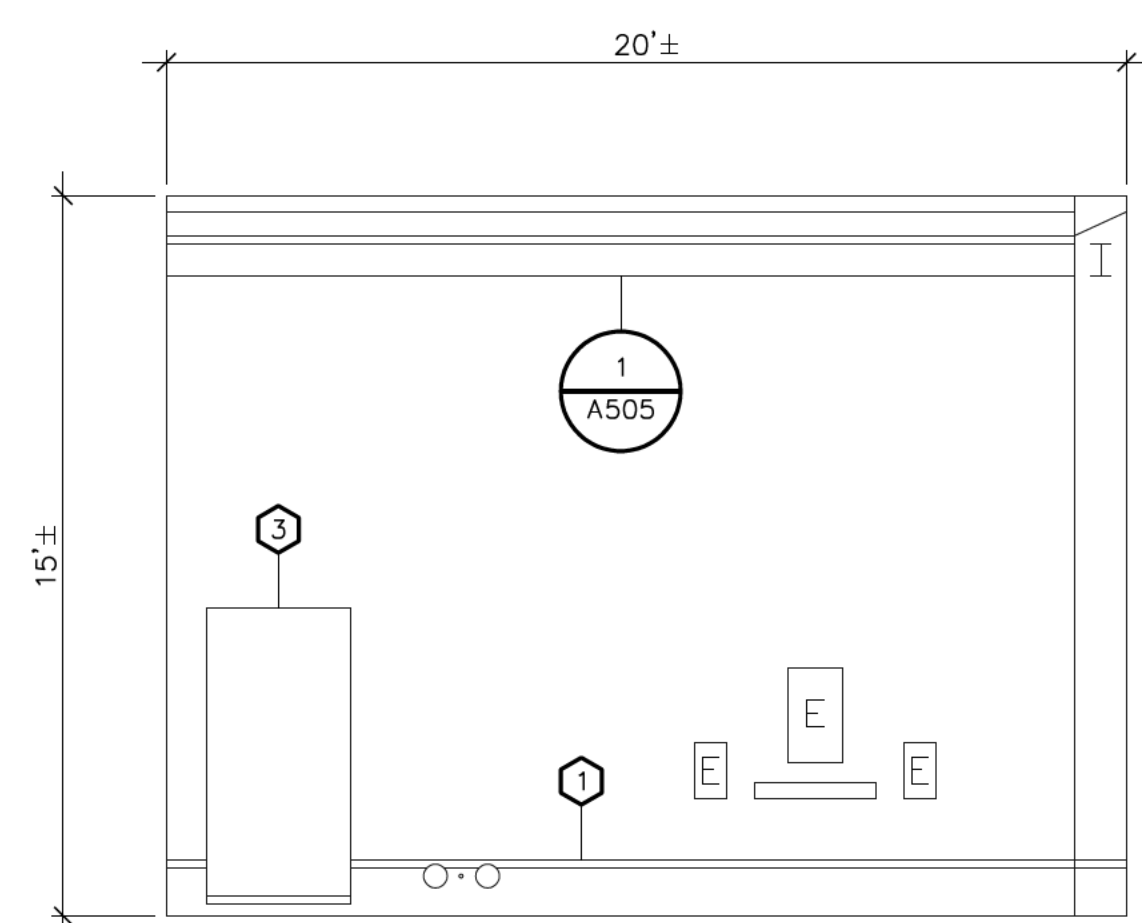
DRAWING NO.	A-203
-------------	--------------



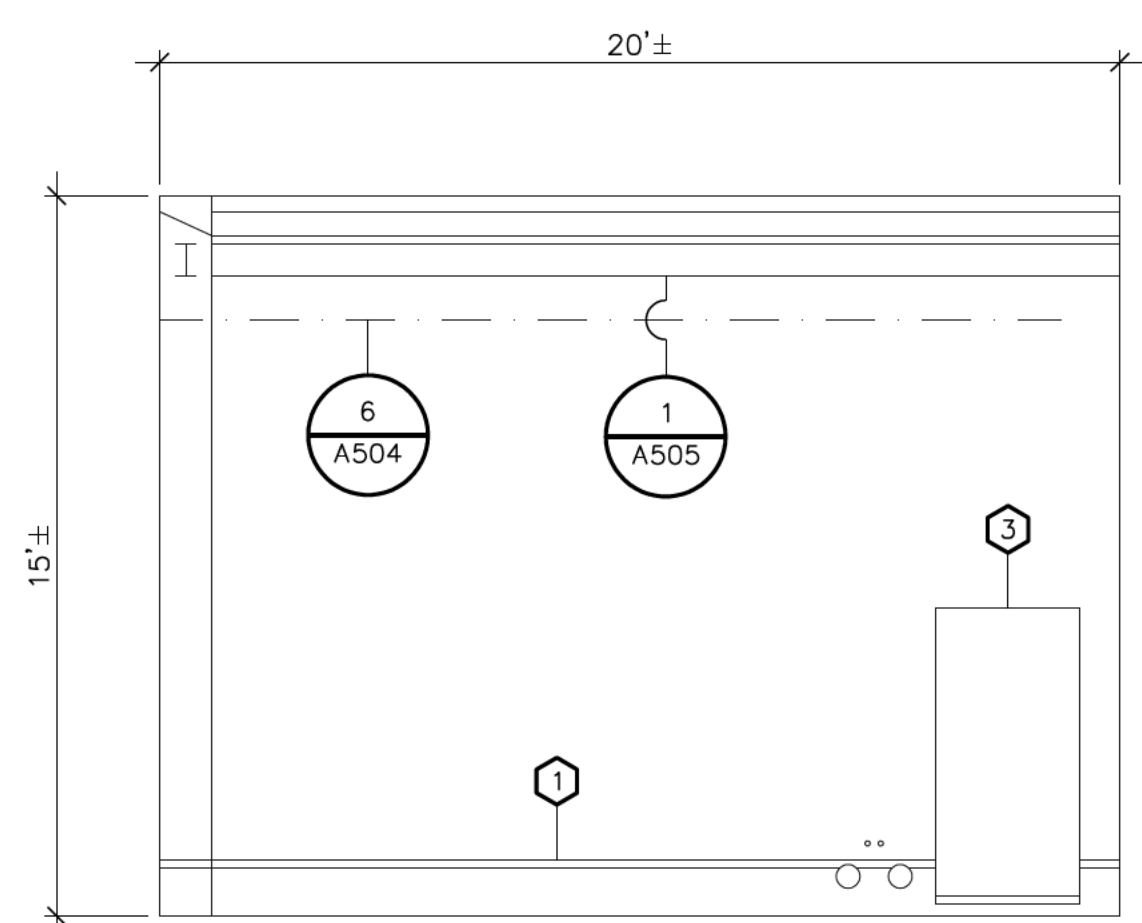
1 NORTH ELEVATION
SCALE: 1/4" = 1'



2 SOUTH ELEVATION
SCALE: 1/4" = 1'



3 EAST ELEVATION
SCALE: 1/4" = 1'



4 WEST ELEVATION
SCALE: 1/4" = 1'

KEYNOTES

- 1 REMOVE AND REPLACE EXISTING SM RECEIVER, COUNTERFLASHING, AND CLIPS. SEE DETAIL 3/A502.
- 2 CUT ABANDONED STEEL FLUSH WITH WALL PRIOR TO INSTALLING EPDM MEMBRANE.
- 3 SECURE EPDM MEMBRANE WITH TERMINATION BAR AROUND PERIMETER OF DOORWAY AND LOUVER.
- 4 PROVIDE NEW INSULATION AND EPDM MEMBRANE AT EXISTING DUCTWORK (350SF±). SEE DETAIL 6/A505.

GENERAL NOTES

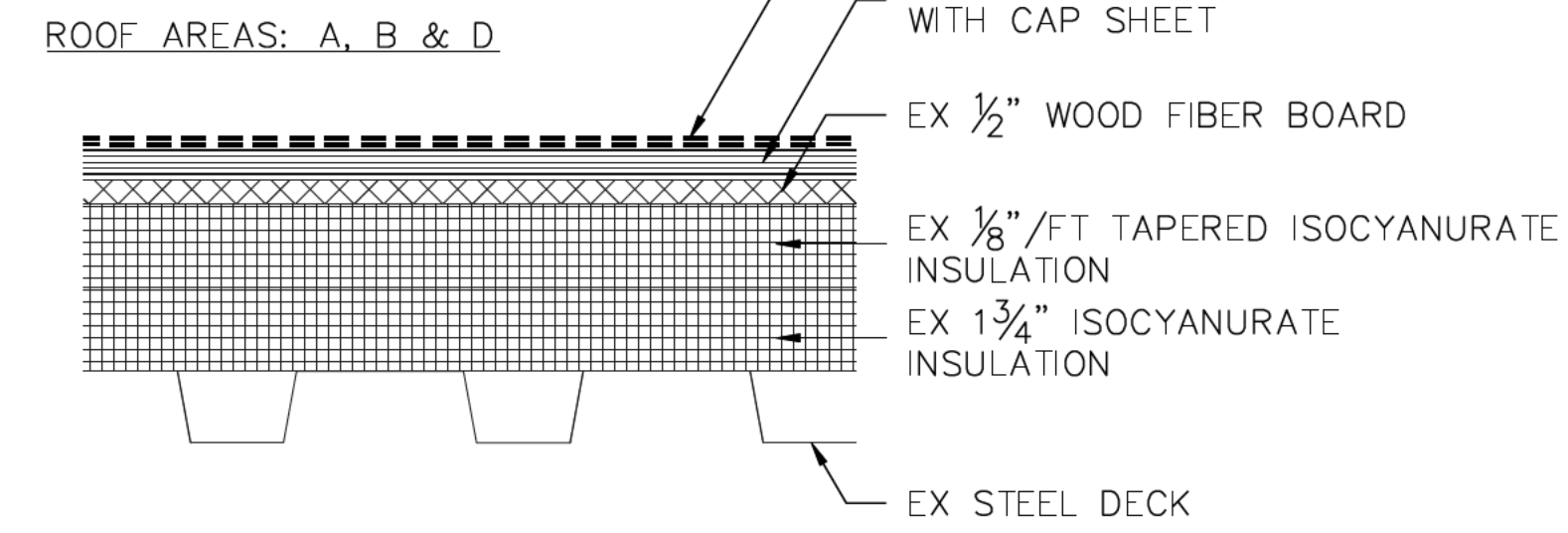
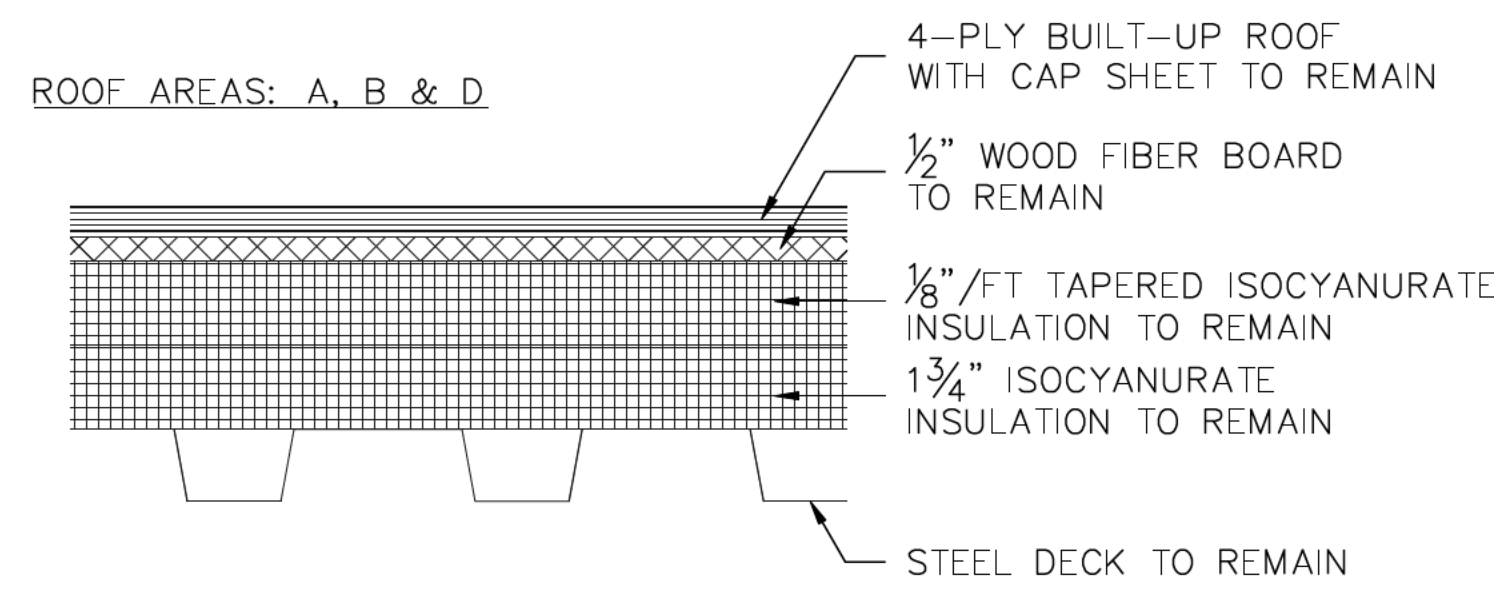
- REMOVE EXISTING AND PROVIDE NEW EPDM MEMBRANE ON INTERIOR SCREEN WALL ELEVATIONS SHOWN ABOVE.
- DISCONNECT AND RECONNECT ELECTRICAL AND MECHANICAL EQUIPMENT AS REQUIRED TO INSTALL MEMBRANE.
- PROVIDE LIQUID APPLIED FLASHING AT PENETRATIONS THROUGH BASE FLASHINGS.

EXISTING CONDITIONS

NEW CONSTRUCTION

AREAS TO RECEIVE INCIDENTAL REPAIRS & ROOF COATING

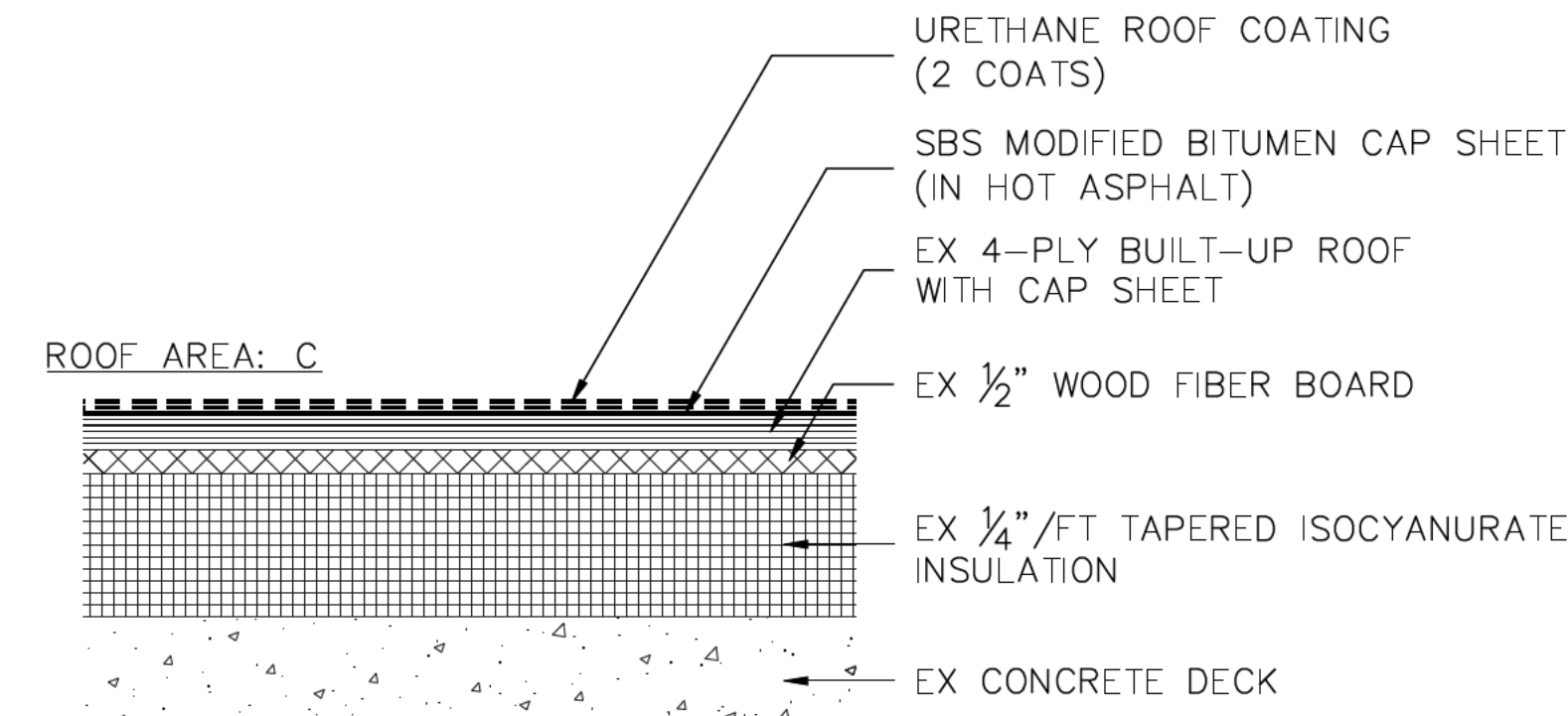
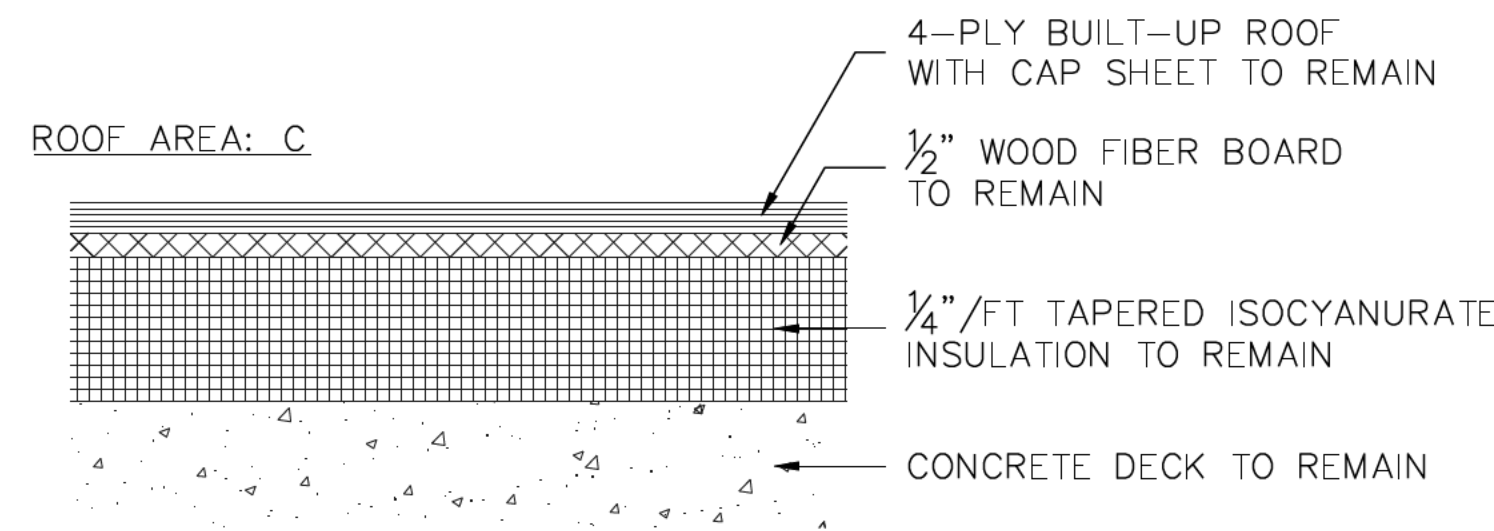
AREAS TO RECEIVE INCIDENTAL REPAIRS & ROOF COATING



- NOTES:
- EX ROOF SYSTEM SHALL BE CLEANED OF ALL DIRT AND DEBRIS AND DRY BEFORE INSTALLATION OF URETHANE COATING. ALL REPAIRS TO THE EXISTING ROOF SYSTEM TO BE COMPLETE BEFORE COATING.
 - PROVIDE ADDITIONAL COATING AT PONDING AREAS AS REQUIRED TO PROVIDE A CONSISTENT WHITE COLOR THROUGHOUT ALL ROOF AREAS.

AREA TO RECEIVE CAP SHEET AND ROOF COATING

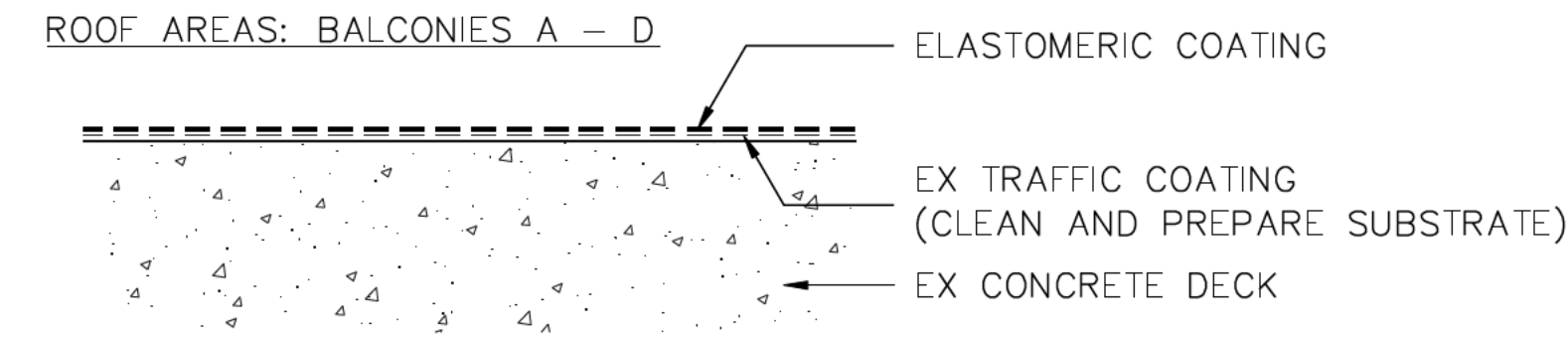
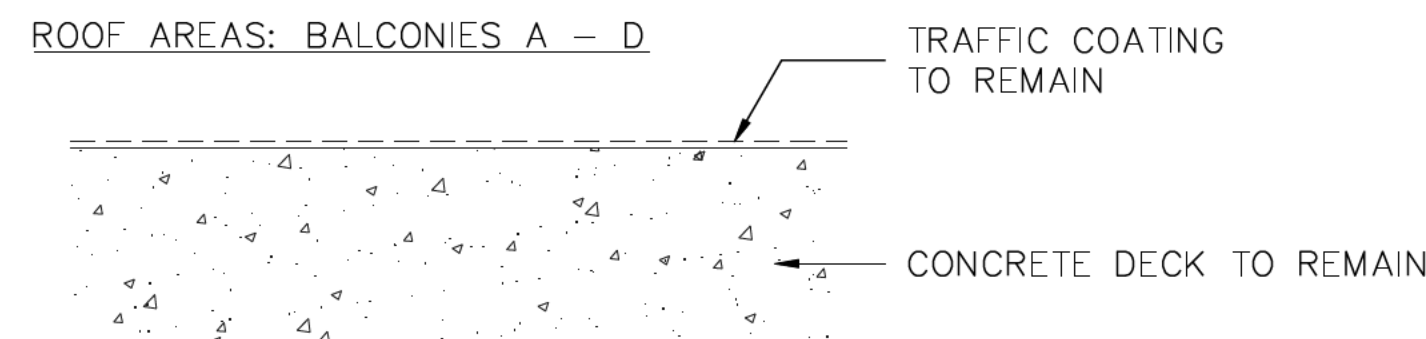
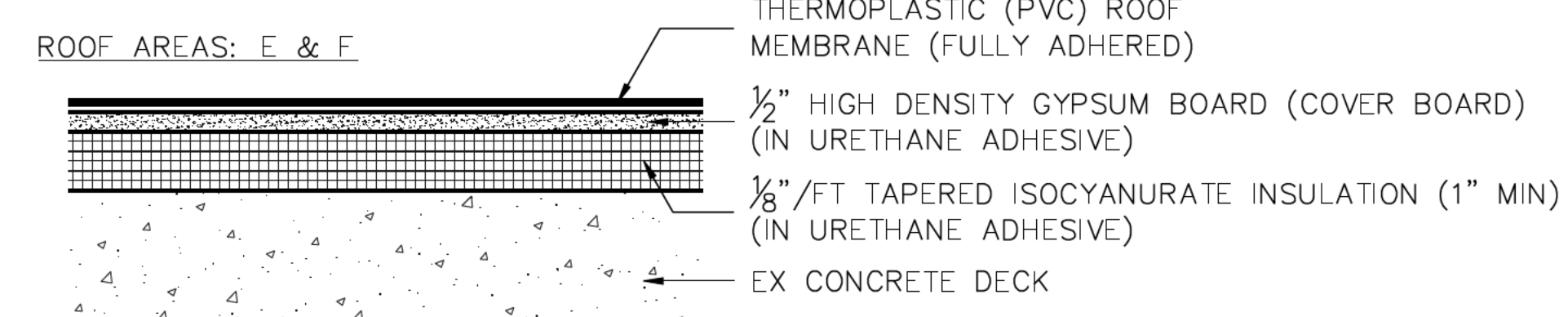
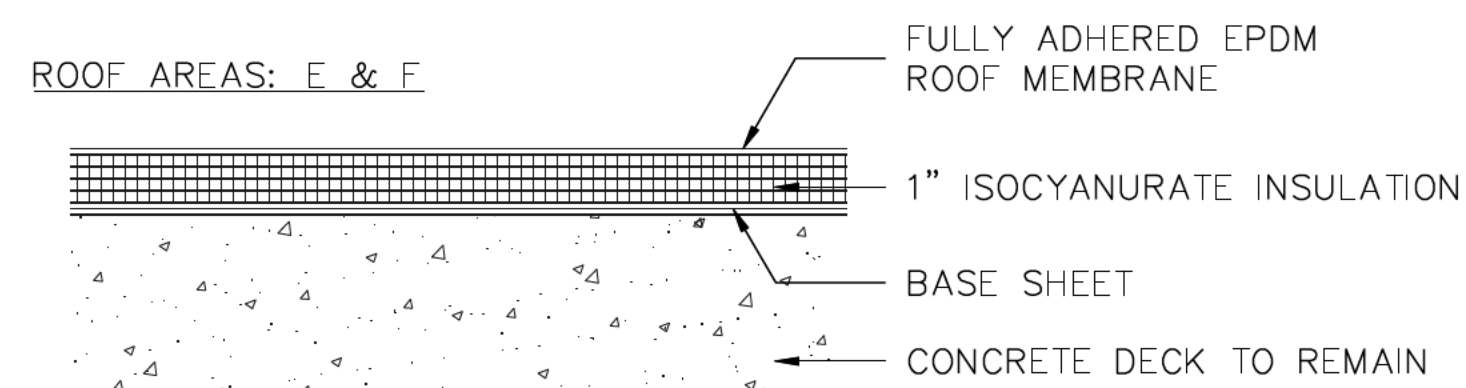
AREA TO RECEIVE CAP SHEET AND ROOF COATING



- NOTES:
- EX ROOF SYSTEM SHALL BE CLEANED OF ALL DIRT AND DEBRIS AND DRY BEFORE INSTALLATION OF URETHANE COATING. ALL REPAIRS TO THE EXISTING ROOF SYSTEM TO BE COMPLETE BEFORE COATING.
 - PROVIDE ADDITIONAL COATING AT PONDING AREAS AS REQUIRED TO PROVIDE A CONSISTENT WHITE COLOR THROUGHOUT ALL ROOF AREAS.

AREAS SCHEDULED FOR REPLACEMENT

AREAS SCHEDULED FOR REPLACEMENT



REMOVE ALL ITEMS UNLESS DESIGNATED TO REMAIN

ALL ITEMS ARE NEW UNLESS DESIGNATED AS EXISTING (EX)



Gale Associates, Inc.
Engineers Architects Planners

1122 Kenilworth Drive, Suite 206
Towson, Md 21204-2143
P 443-279-4500 F 443-279-4560
www.gainc.com

Boston Baltimore Orlando San Francisco

This drawing and the design and construction features disclosed are proprietary to Gale Associates, Inc. and shall not be altered or reused in whole or part without the express written permission of Gale Associates, Inc. COPYRIGHT © 2017



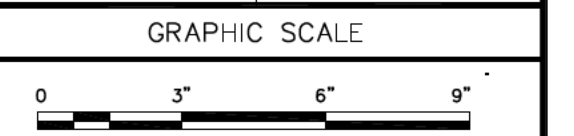
Professional Certification: I hereby certify that these documents were prepared or approved by me, and that I am a duly licensed professional engineer under the laws of the State of Maryland.

License No. 36513, Expiration Date: 3/27/19

PROJECT	PARTIAL ROOF REPLACEMENT	
	MID COUNTY DEPT OF HEALTH & HUMAN SERVICES 1301 PICCARD DRIVE ROCKVILLE, MARYLAND 20850	
OWNER	MONTGOMERY COUNTY - DOS, FACILITIES MANAGEMENT SERVICES	
	1301 SEVEN LOCKS ROAD POTOMAC, MARYLAND 20854	

NO.	DATE	CD SUBMISSION	MLF
1	2/8/2018		

PROJECT NO.	655969
CADD FILE	655969 A5x
DESIGNED BY	DRN
DRAWN BY	MLF
CHECKED BY	EDE/SJB
DATE	2/8/2018
DRAWING SCALE	3" = 1'



SHEET TITLE

ROOF SYSTEM CROSS SECTIONS

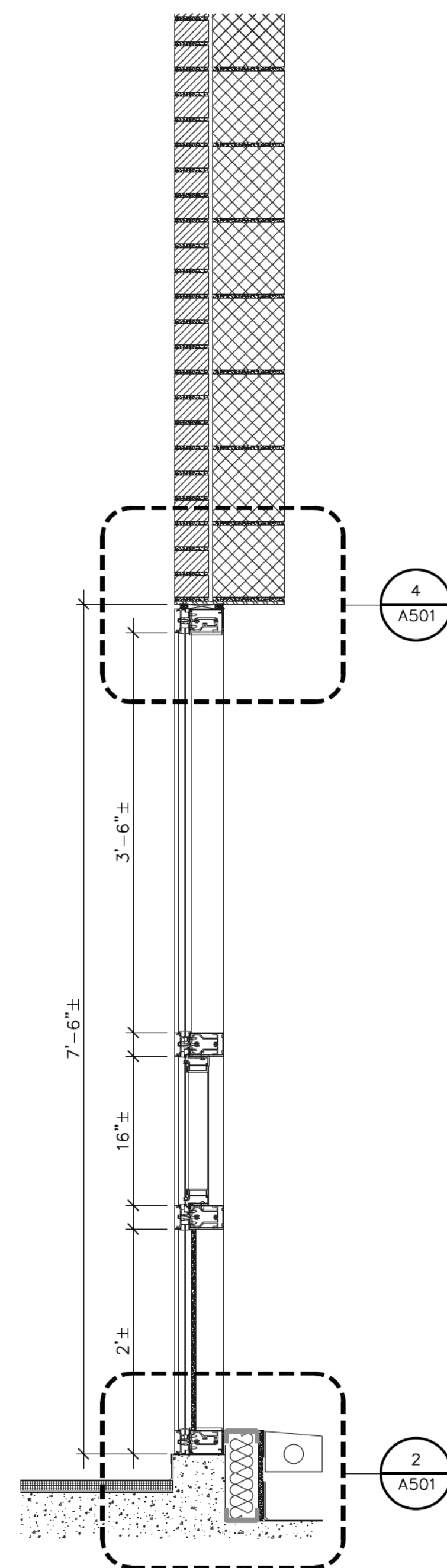
DRAWING NO.

A-301

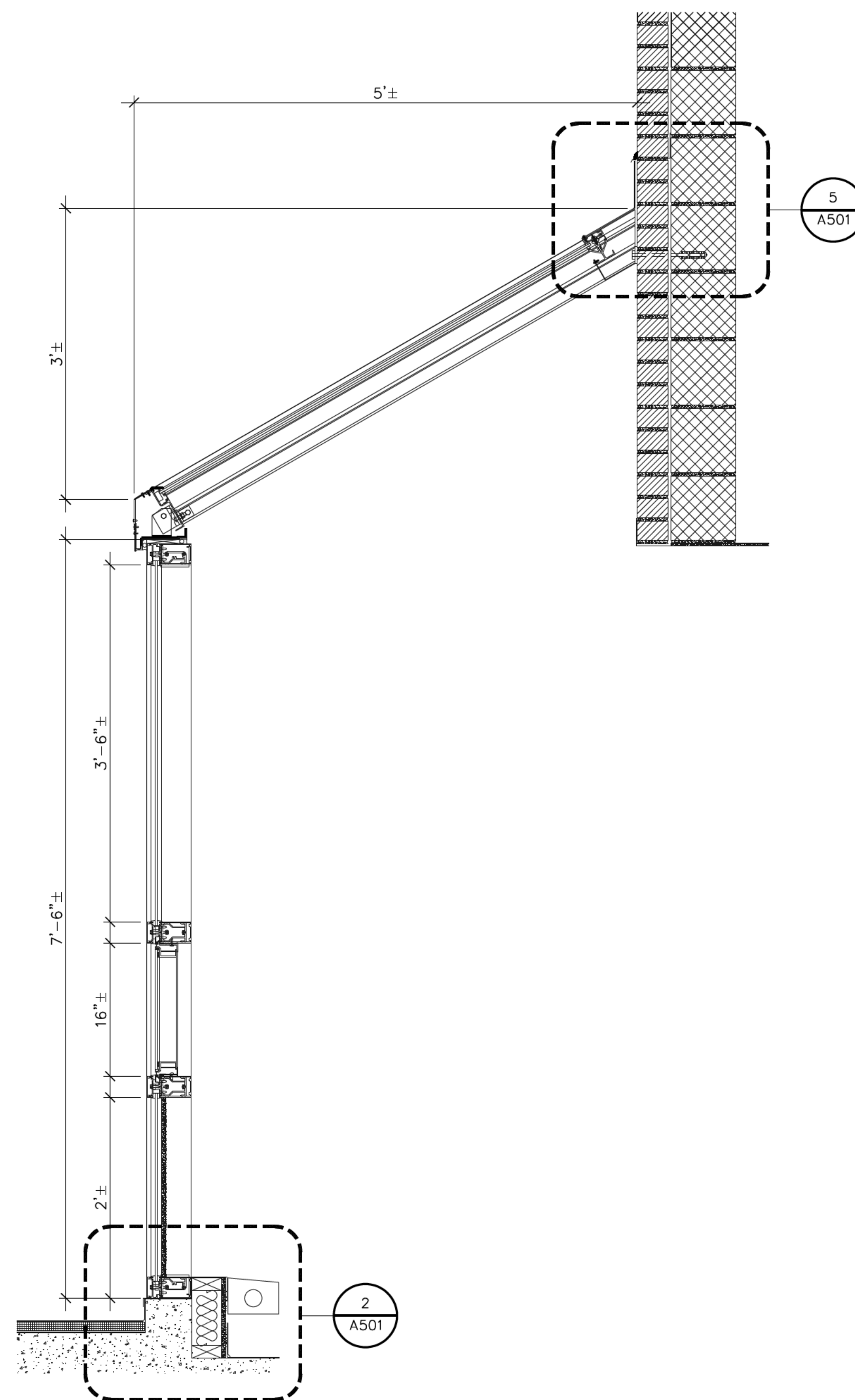


Professional Certification: I hereby certify that these documents were prepared or approved by me, and that I am a duly licensed professional engineer under the laws of the State of Maryland.

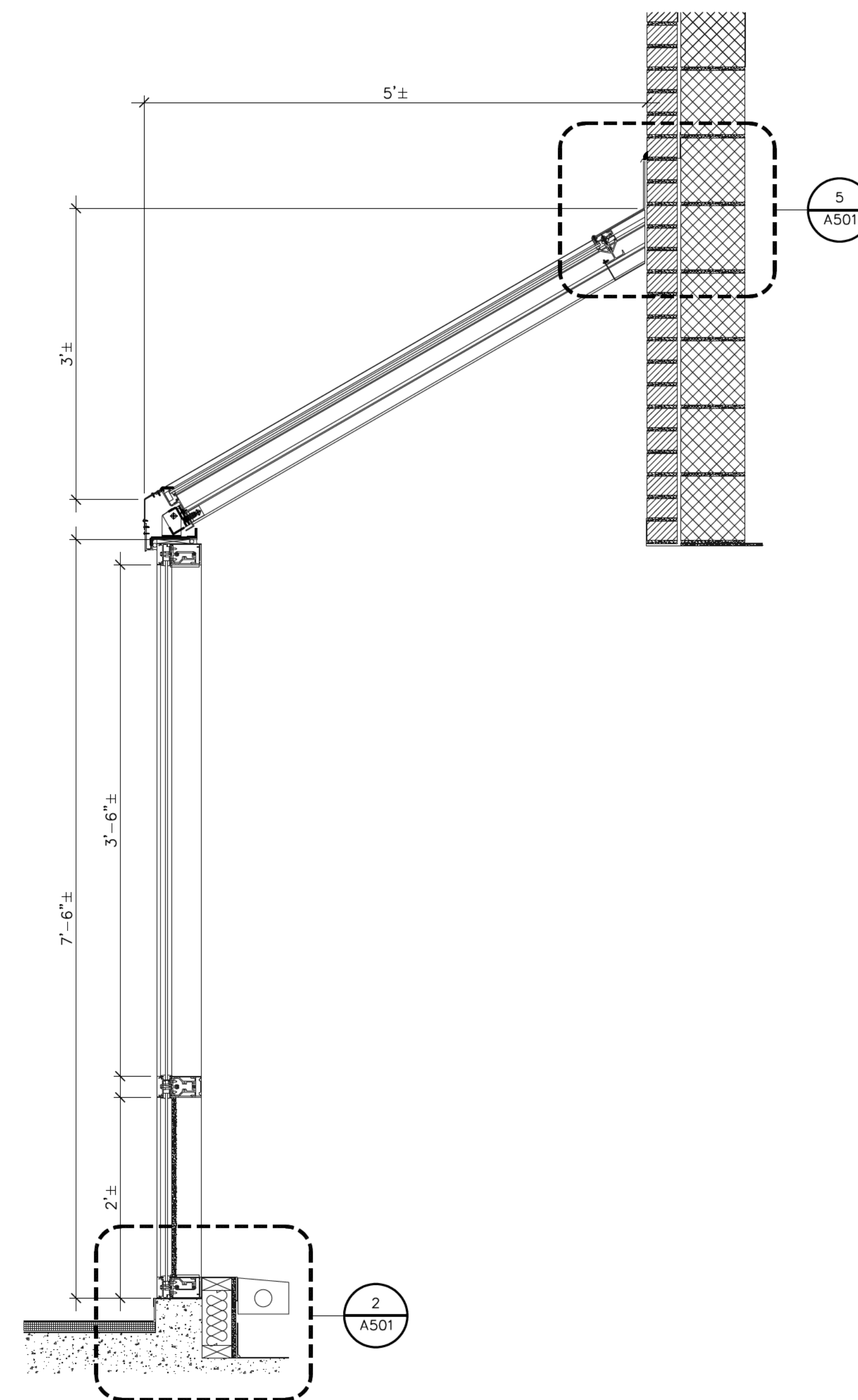
License No. 36513, Expiration Date: 3/27/19



1 CURTAINWALL
A302 SCALE: 1" = 1'



2 SLOPED CURTAINWALL - OPERABLE
A302 SCALE: 1" = 1'



3 SLOPED CURTAINWALL - FIXED
A302 SCALE: 1" = 1'

GENERAL NOTES

- FIELD VERIFY ALL ROUGH OPENING DIMENSIONS.
- REMOVE EXISTING LOUVER BLINDS ON ALL CURTAINWALL GLAZING.

REMOVE ALL ITEMS UNLESS DESIGNATED TO REMAIN

PROJECT
PARTIAL ROOF REPLACEMENT
MID COUNTY DEPT OF HEALTH & HUMAN SERVICES 1301 PICCARD DRIVE ROCKVILLE, MARYLAND 20850

OWNER
MONTGOMERY COUNTY - DGS, FACILITIES MANAGEMENT SERVICES
1301 SEVEN LOCKS ROAD
POTOMAC, MARYLAND 20854

NO.	DATE	DESCRIPTION	BY
1	2/8/2018	CD SUBMISSION	MLF

PROJECT NO.	655969
CADD FILE	655969 A5x
DESIGNED BY	DRN
DRAWN BY	MLF
CHECKED BY	EDE/SJB
DATE	2/8/2018
DRAWING SCALE	1" = 1'

GRAPHIC SCALE

IF BORDER OUTLINE IS LESS THAN 34" x 23" USE GRAPHIC SCALES

SHEET TITLE

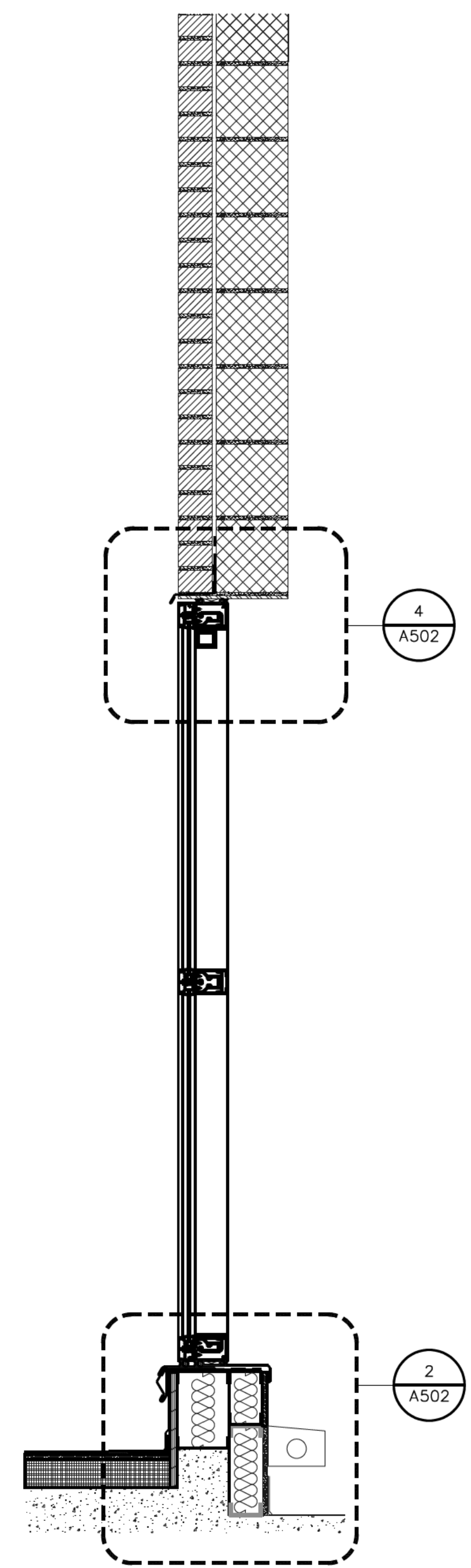
SECTIONS
EXISTING
CONDITIONS

DRAWING NO.
A-302

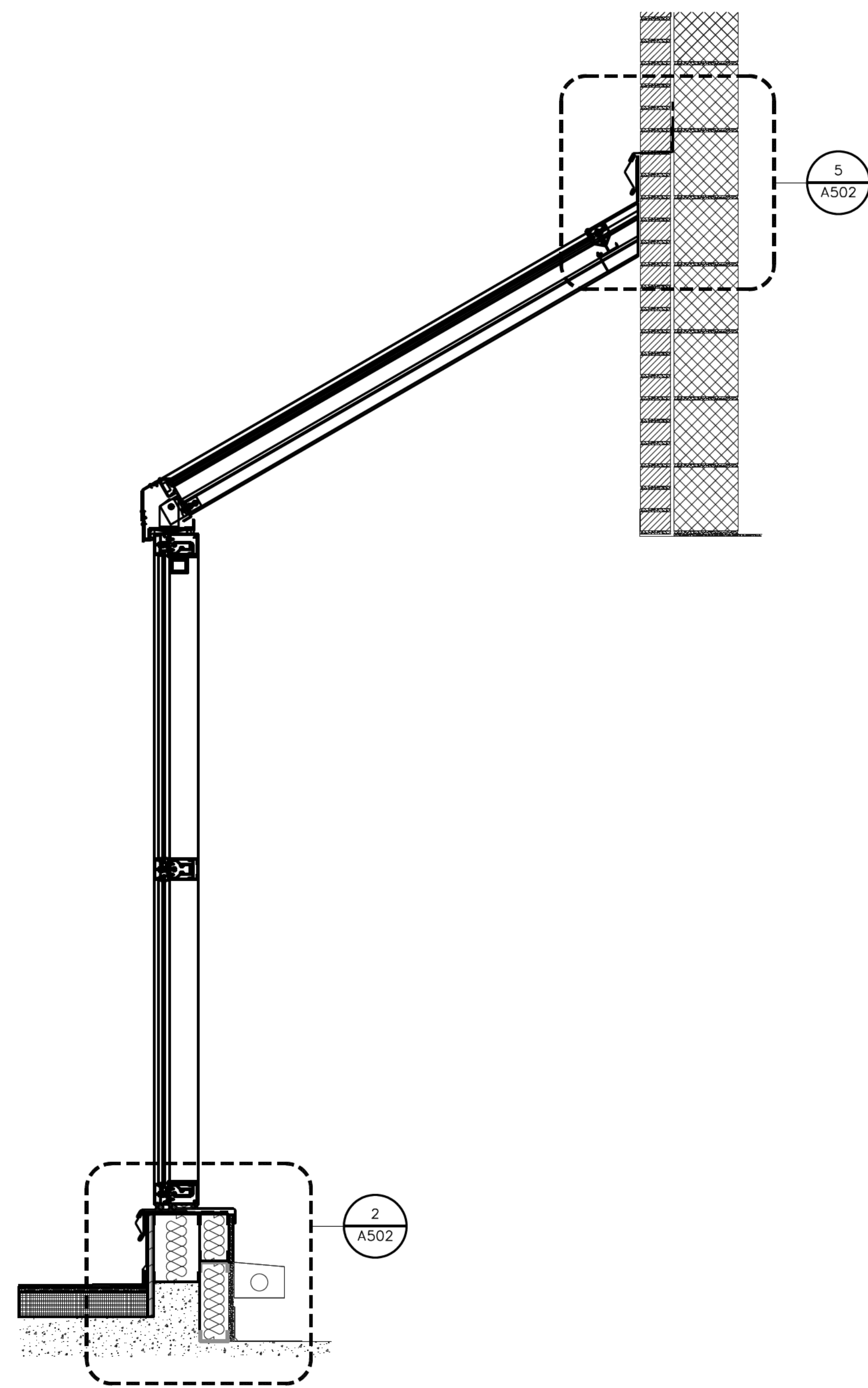


Professional Certification: I hereby certify that these documents were prepared or approved by me, and that I am a duly licensed professional engineer under the laws of the State of Maryland.

License No. 36513, Expiration Date: 3/27/19



1 CURTAINWALL
A303 SCALE: 1" = 1'



2 SLOPED CURTAINWALL
A303 SCALE: 1" = 1'

- GENERAL NOTES**
- FIELD VERIFY ALL ROUGH OPENING DIMENSIONS.
 - REPLACE EXISTING LOUVER BLINDS ON ALL VERTICAL CURTAINWALL GLAZING. SEE SPECIFICATIONS.

ALL ITEMS ARE NEW UNLESS DESIGNATED AS EXISTING (EX)

PROJECT	PARTIAL ROOF REPLACEMENT MID COUNTY DEPT OF HEALTH & HUMAN SERVICES 1301 PICCARD DRIVE ROCKVILLE, MARYLAND 20850
OWNER	MONTGOMERY COUNTY - DGS, FACILITIES MANAGEMENT SERVICES 1301 SEVEN LOCKS ROAD POTOMAC, MARYLAND 20854

NO.	DATE	DESCRIPTION	BY
1	2/8/2018	CD SUBMISSION	MLF

PROJECT NO.	655969
CADD FILE	655969 A5x
DESIGNED BY	DRN
DRAWN BY	MLF
CHECKED BY	EDE/SJB
DATE	2/8/2018
DRAWING SCALE	1" = 1'

GRAPHIC SCALE
0 1/2" 1" 2"

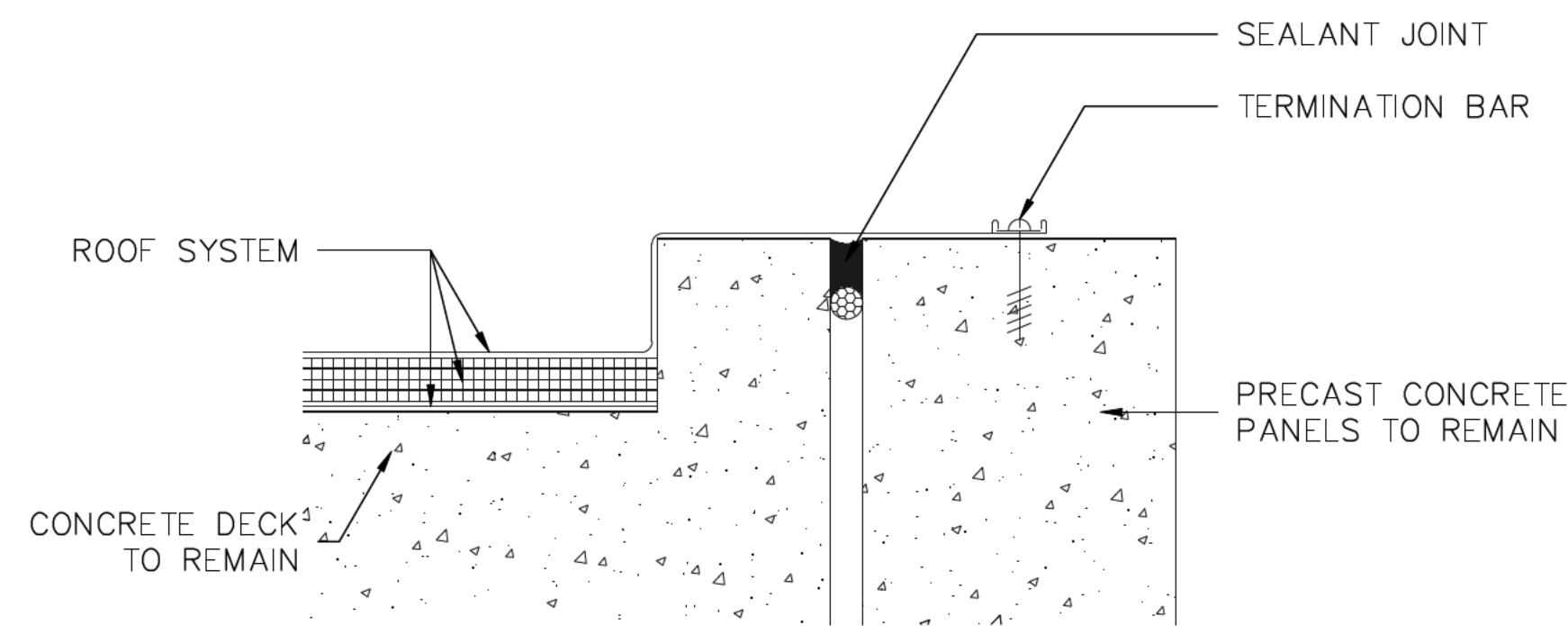
SHEET TITLE
**SECTIONS
NEW
CONSTRUCTION**

DRAWING NO.	A-303
-------------	--------------

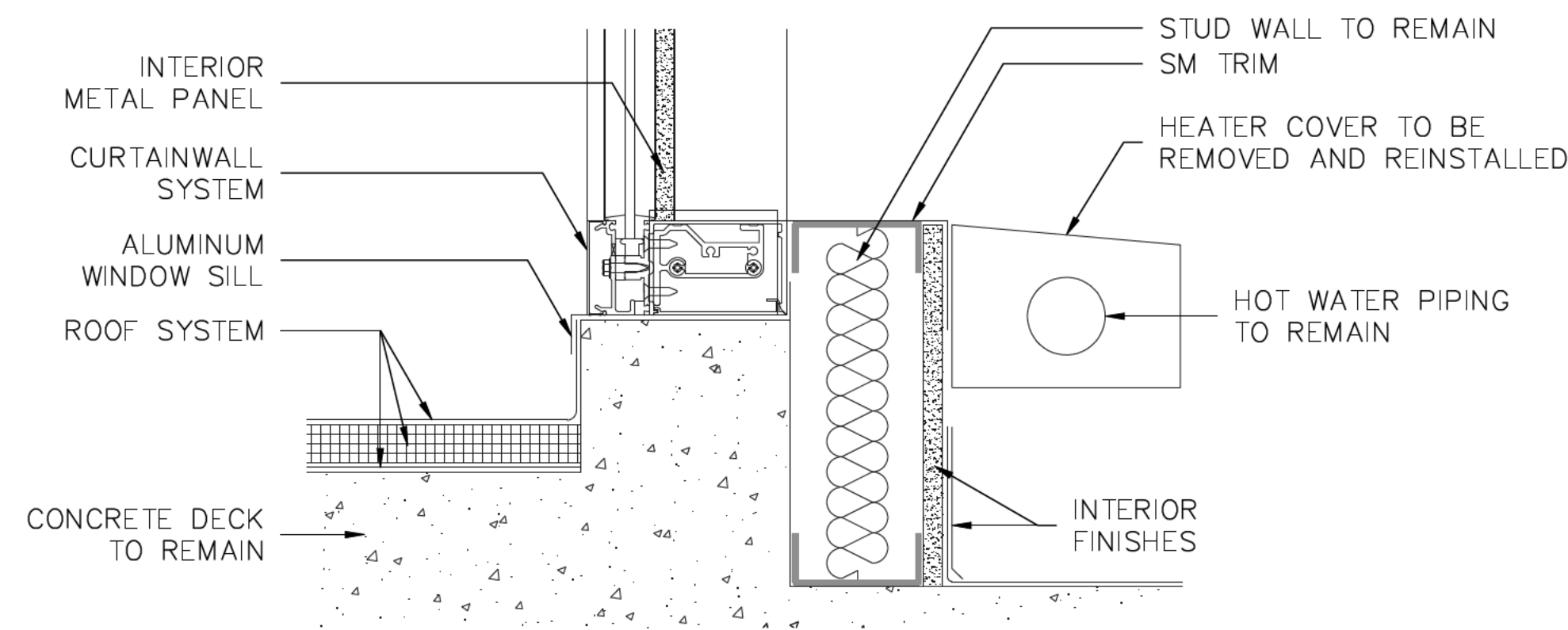


Professional Certification: I hereby certify that these documents were prepared or approved by me, and that I am a duly licensed professional engineer under the laws of the State of Maryland.

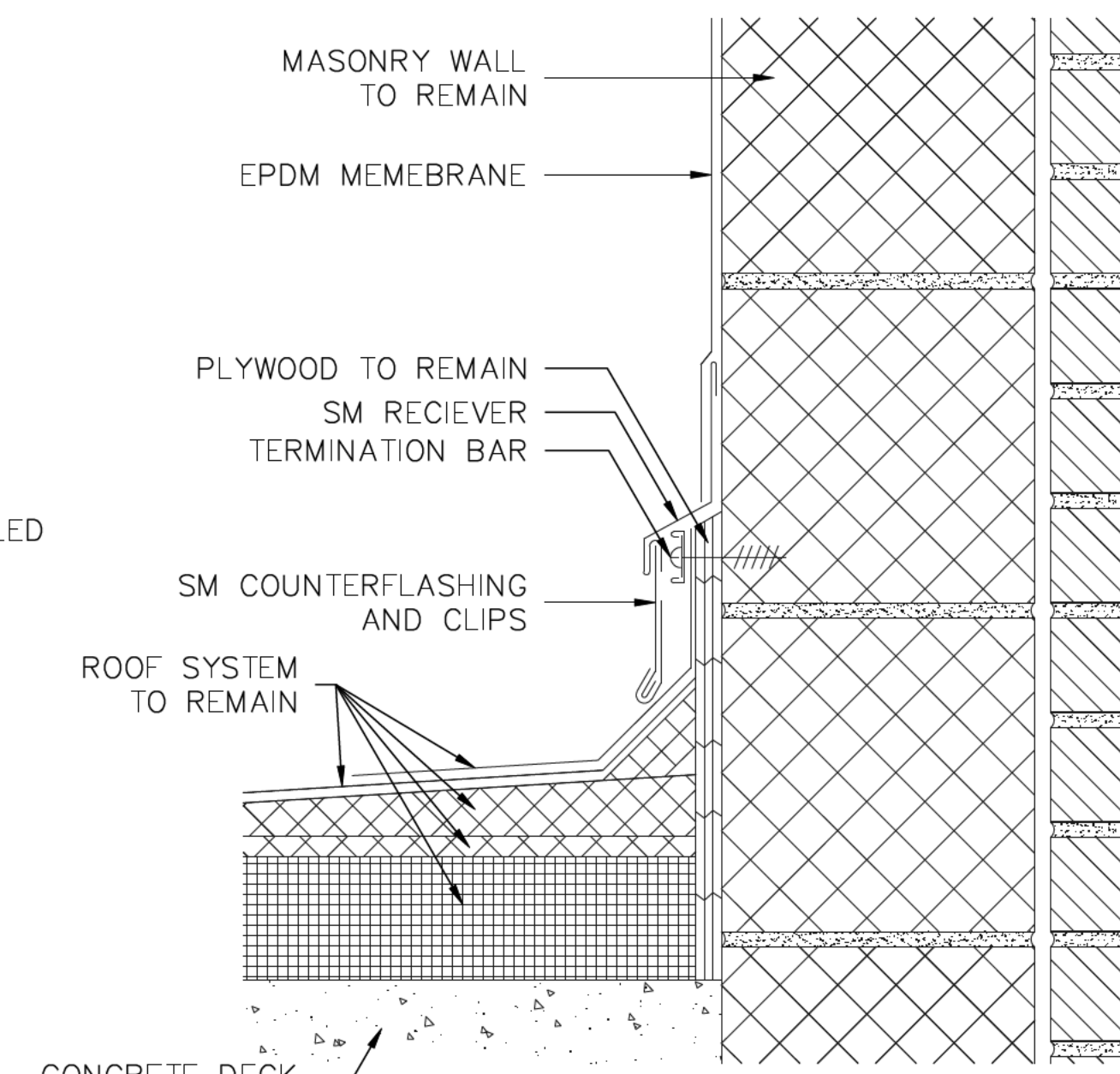
License No. 36513, Expiration Date: 3/27/19



1 ROOF EDGE
A501 SCALE: 3" = 1'

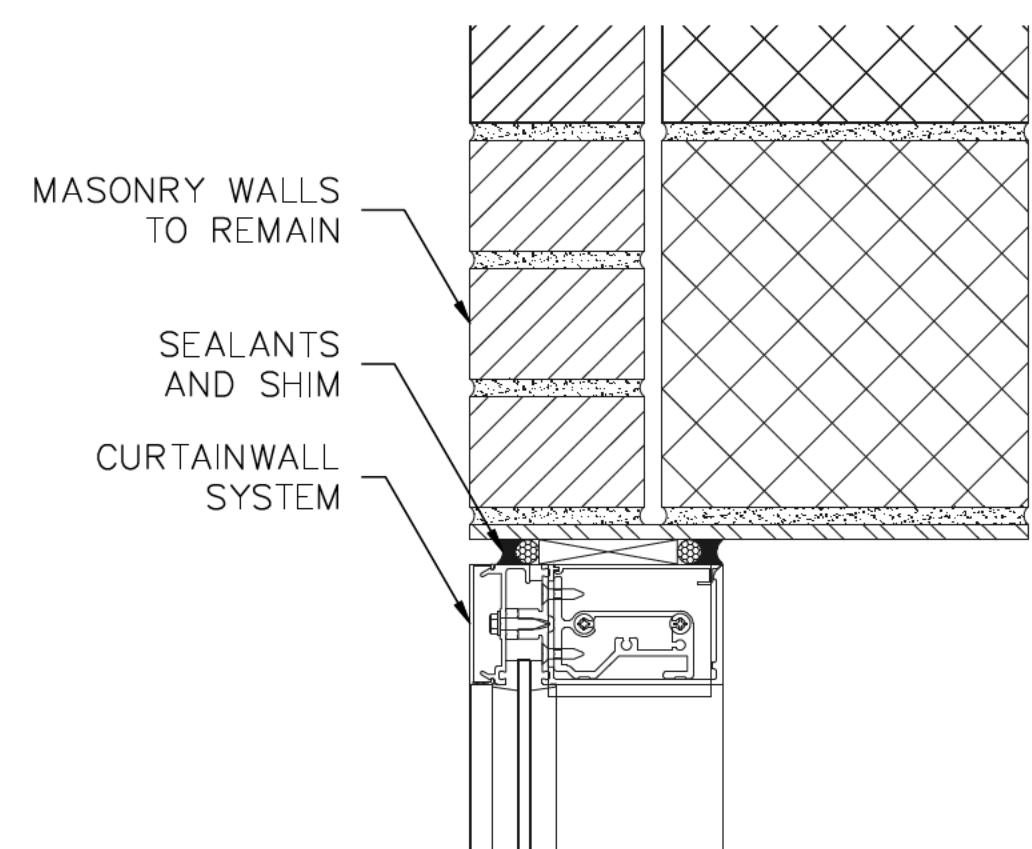


2 CURTAINWALL SILL
A501 SCALE: 3" = 1'

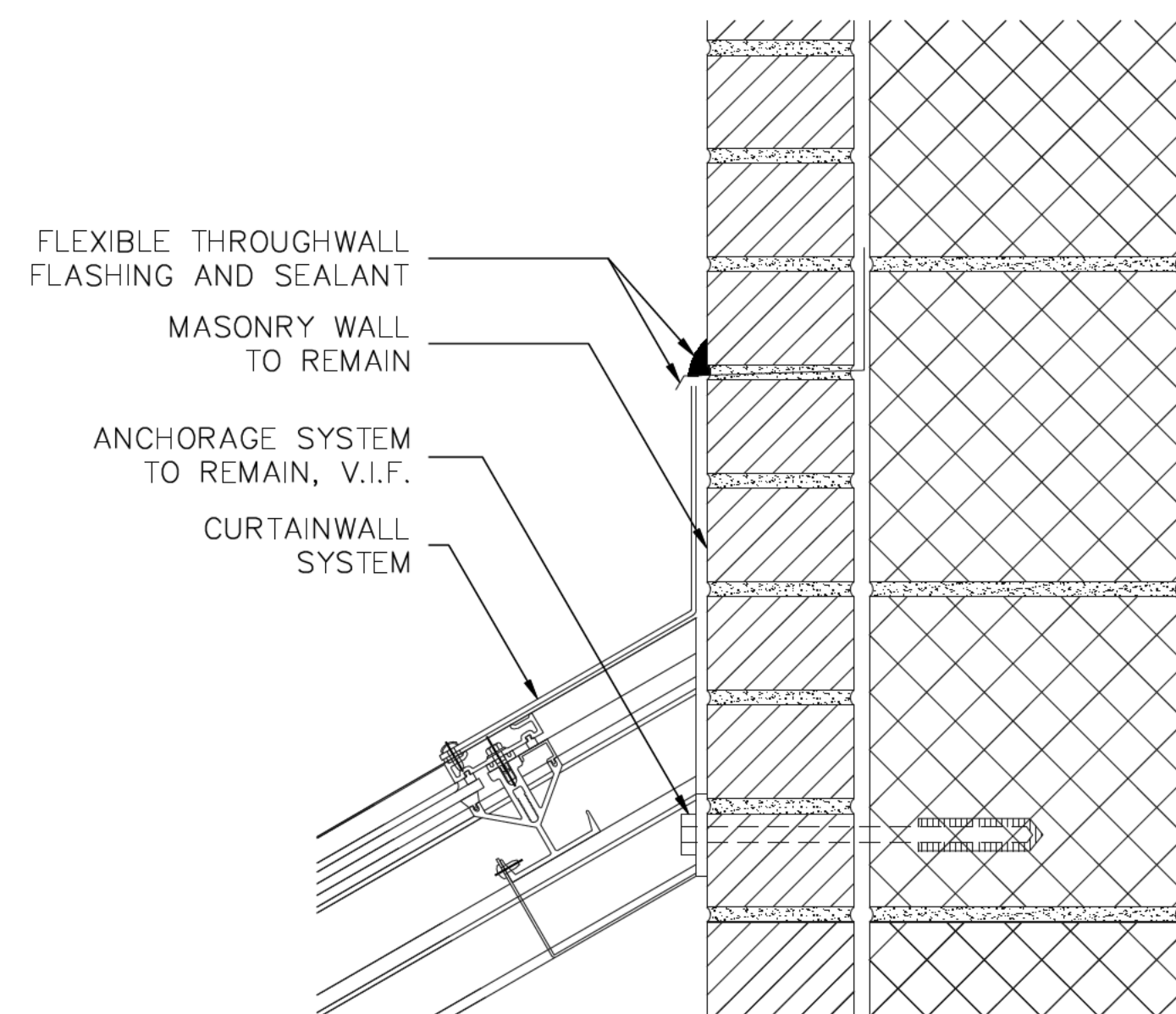


3 ROOF TO WALL
A501 SCALE: 3" = 1'

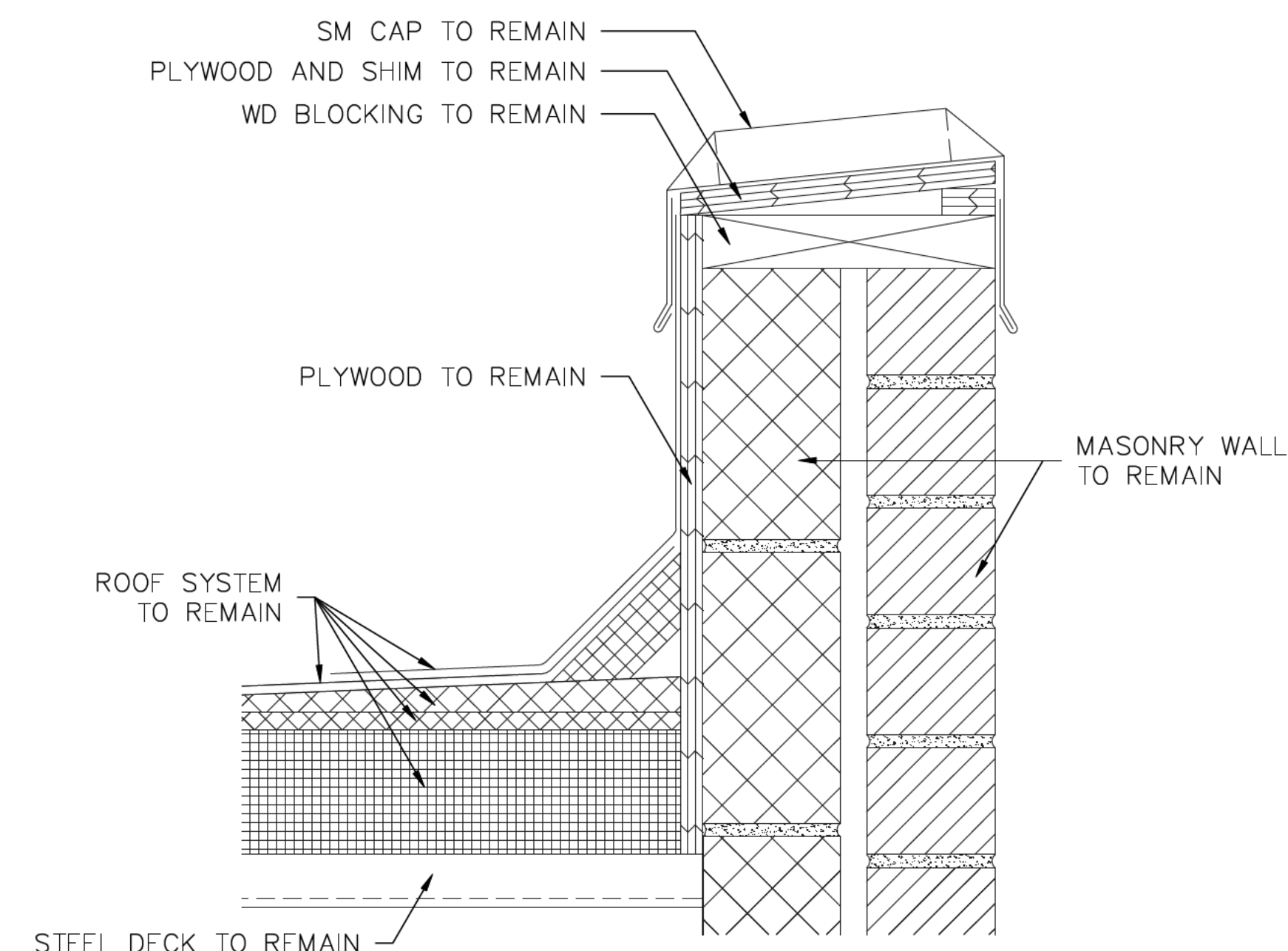
NOTE:
• CONTRACTOR TO CONFIRM ANCHORAGE CONDITION IS ACCEPTABLE AND CAN RESIST ANTICIPATED LOADS.



4 CURTAINWALL HEAD
A501 SCALE: 3" = 1'



5 CURTAINWALL TO WALL
A501 SCALE: 3" = 1'



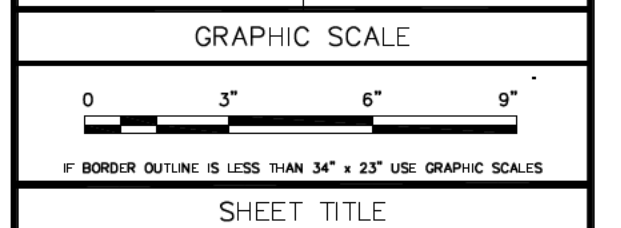
6 PARAPET
A501 SCALE: 3" = 1'

PROJECT
PARTIAL ROOF REPLACEMENT
MID COUNTY DEPT OF HEALTH & HUMAN SERVICES 1301 PICCARD DRIVE ROCKVILLE, MARYLAND 20850

OWNER
MONTGOMERY COUNTY - DGS, FACILITIES MANAGEMENT SERVICES
1301 SEVEN LOCKS ROAD
POTOMAC, MARYLAND 20854

NO.	DATE	DESCRIPTION	BY
1	2/8/2018	CD SUBMISSION	MLF

PROJECT NO.	655969
CADD FILE	655969 A5x
DESIGNED BY	DRN
DRAWN BY	MLF
CHECKED BY	EDE/SJB
DATE	2/8/2018
DRAWING SCALE	3" = 1'



DETAILS
EXISTING
CONDITIONS

DRAWING NO.

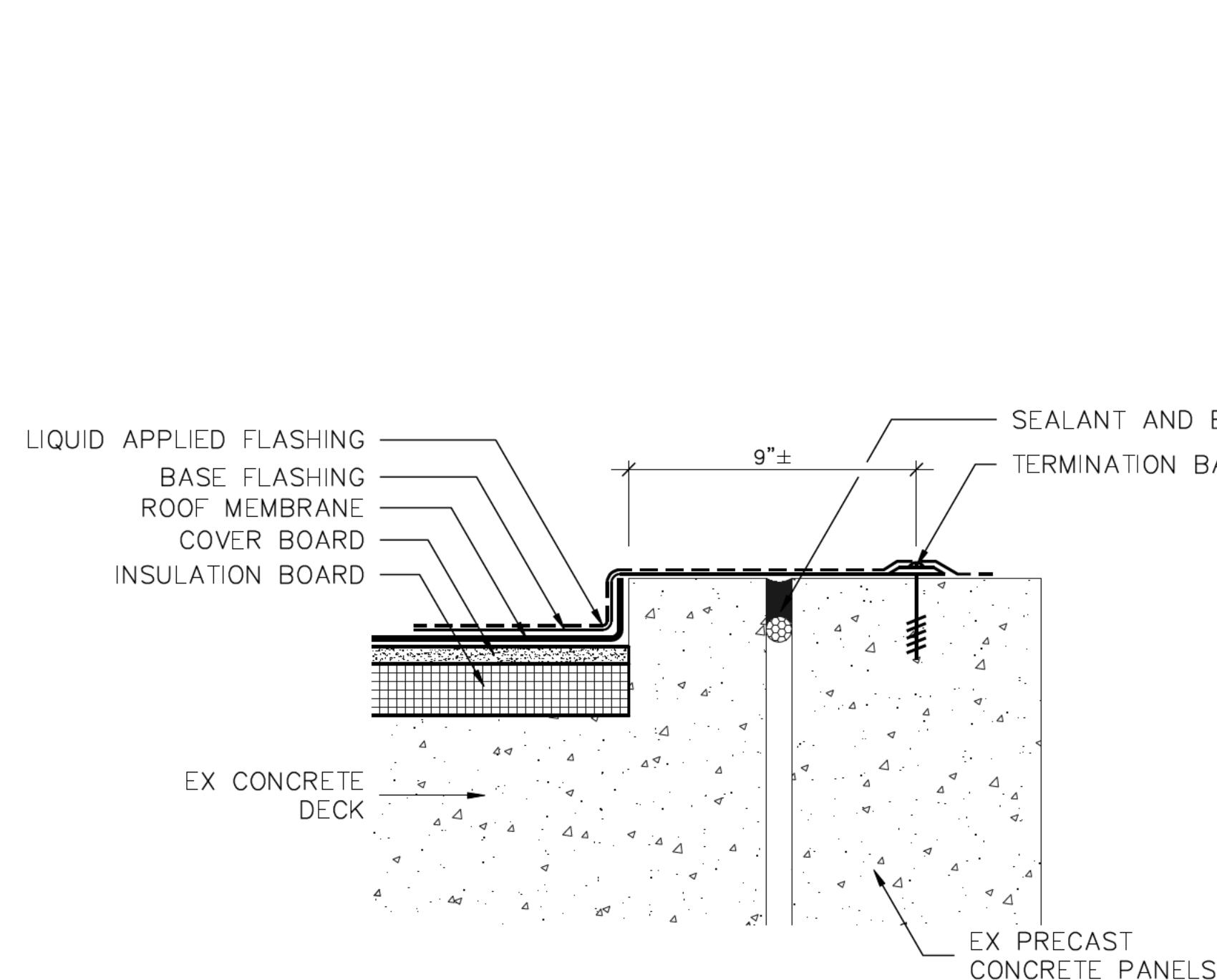
A-501

REMOVE ALL ITEMS UNLESS DESIGNATED TO REMAIN

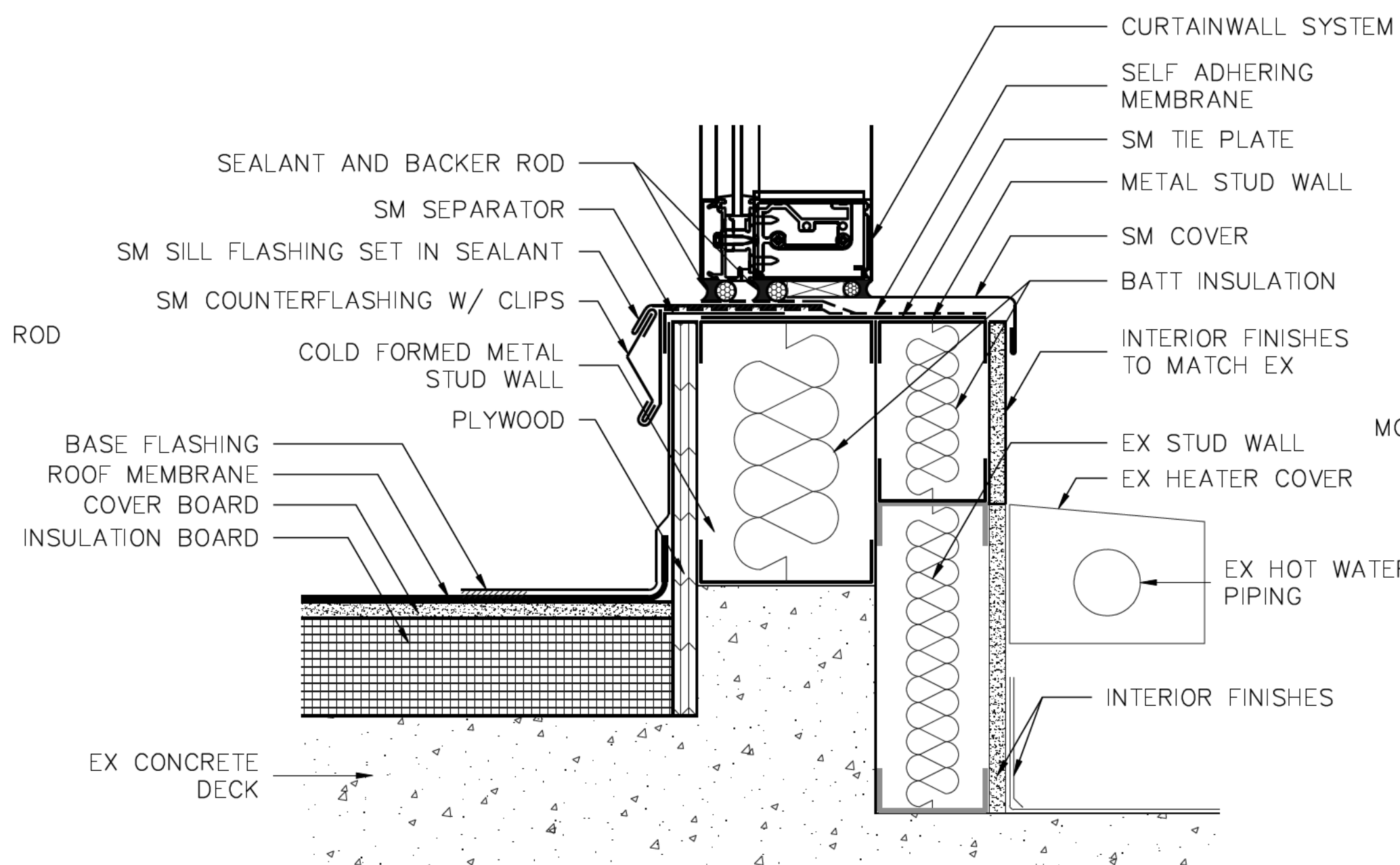


Professional Certification: I hereby certify that these documents were prepared or approved by me, and that I am a duly licensed professional engineer under the laws of the State of Maryland.

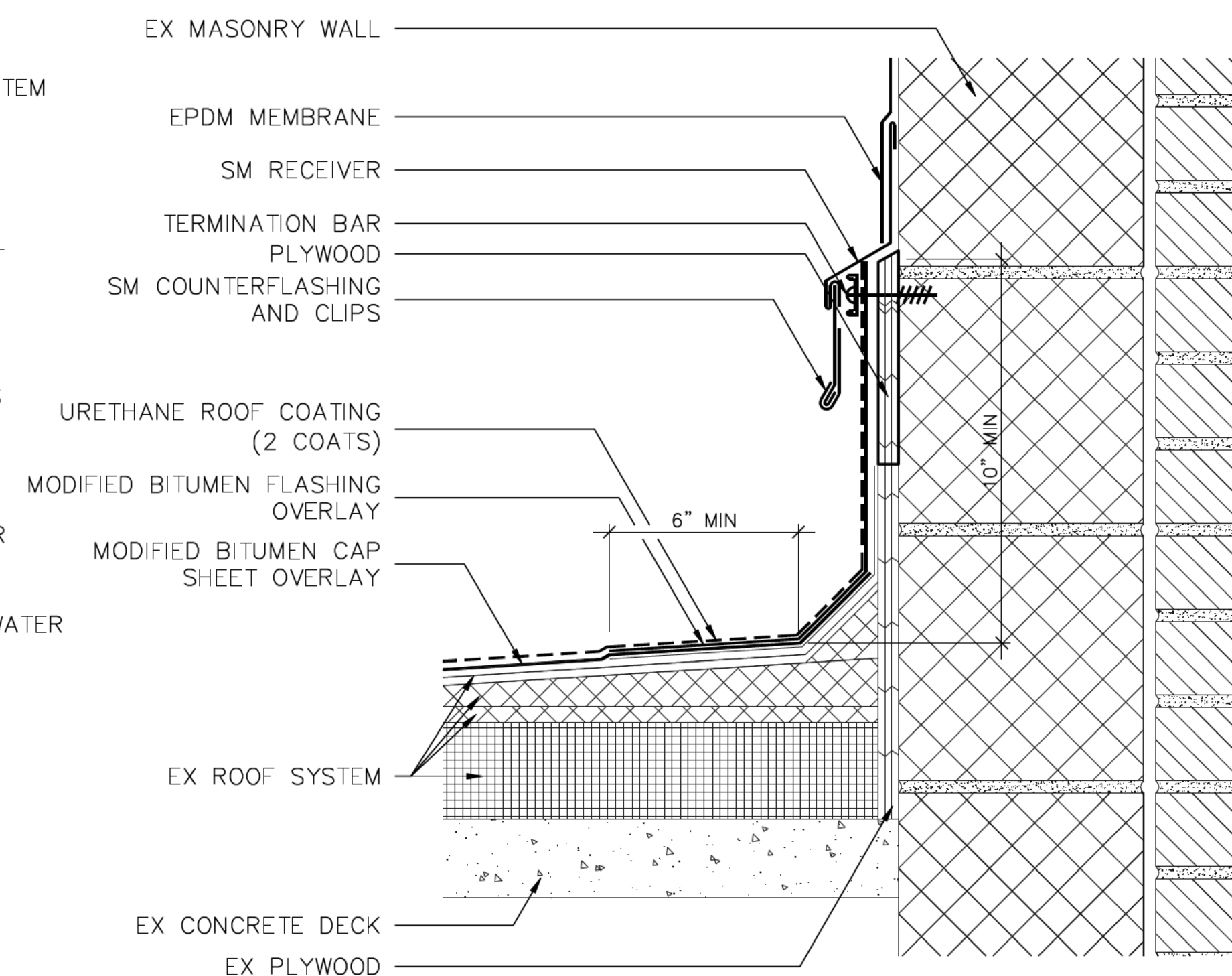
License No. 36513, Expiration Date: 3/27/19



1 ROOF EDGE - AREAS E & F
SCALE: 3" = 1'

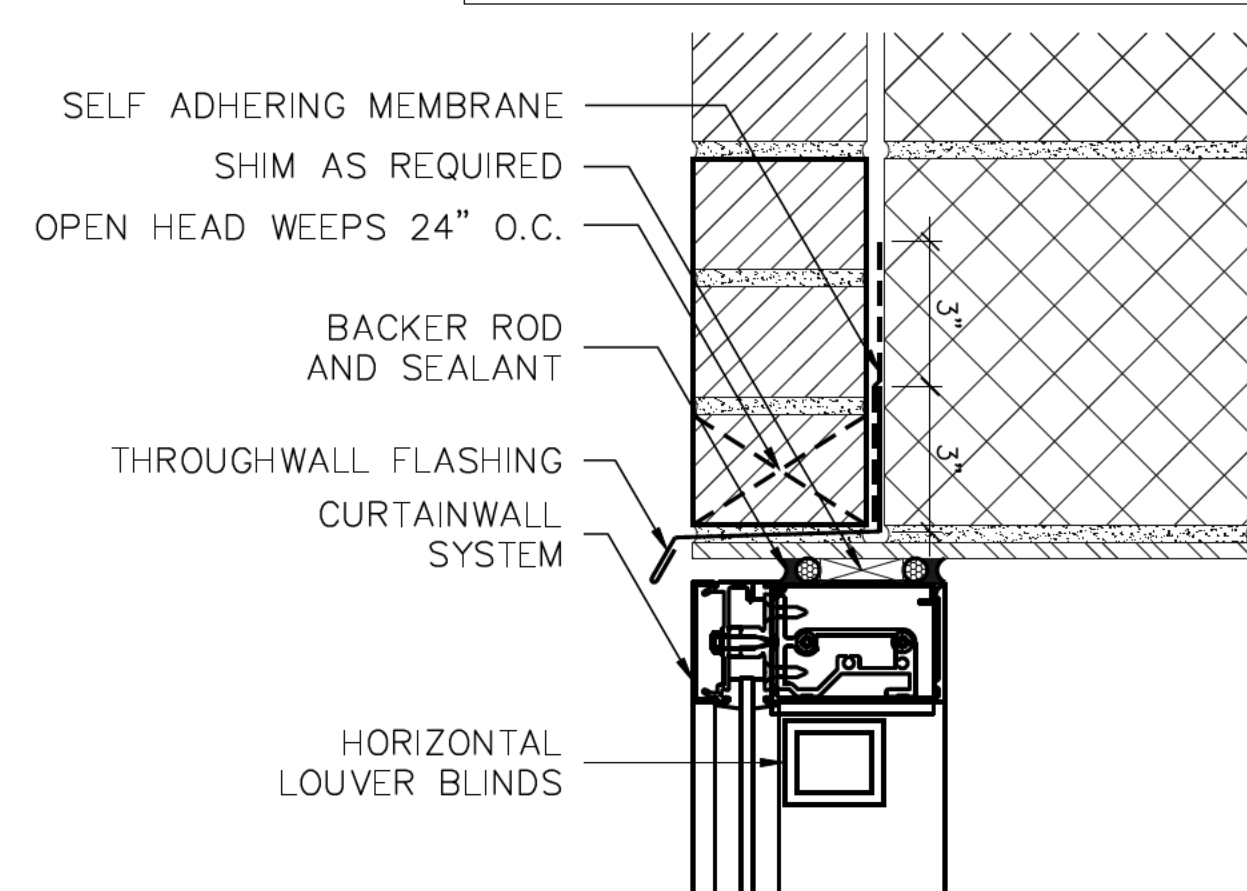


2 CURTAINWALL SILL
SCALE: 3" = 1'



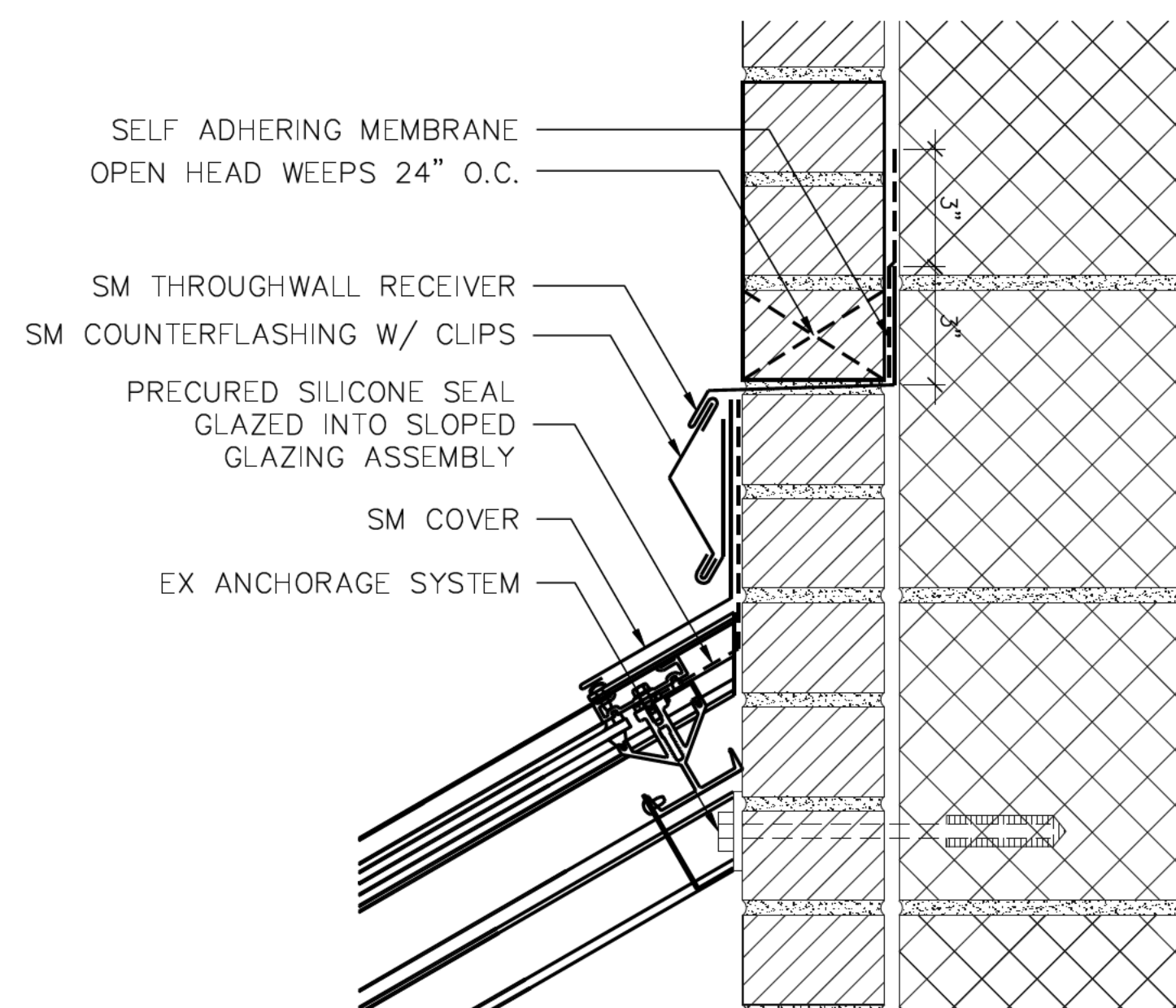
3 ROOF TO WALL
SCALE: 3" = 1'

NOTE:
• REMOVE AND REINSTALL OR REPLACE BRICK MASONRY AS REQUIRED, 3 COURSES MINIMUM.
• EXTEND THROUGHWALL FLASHING 6" MINIMUM BEYOND OPENING.

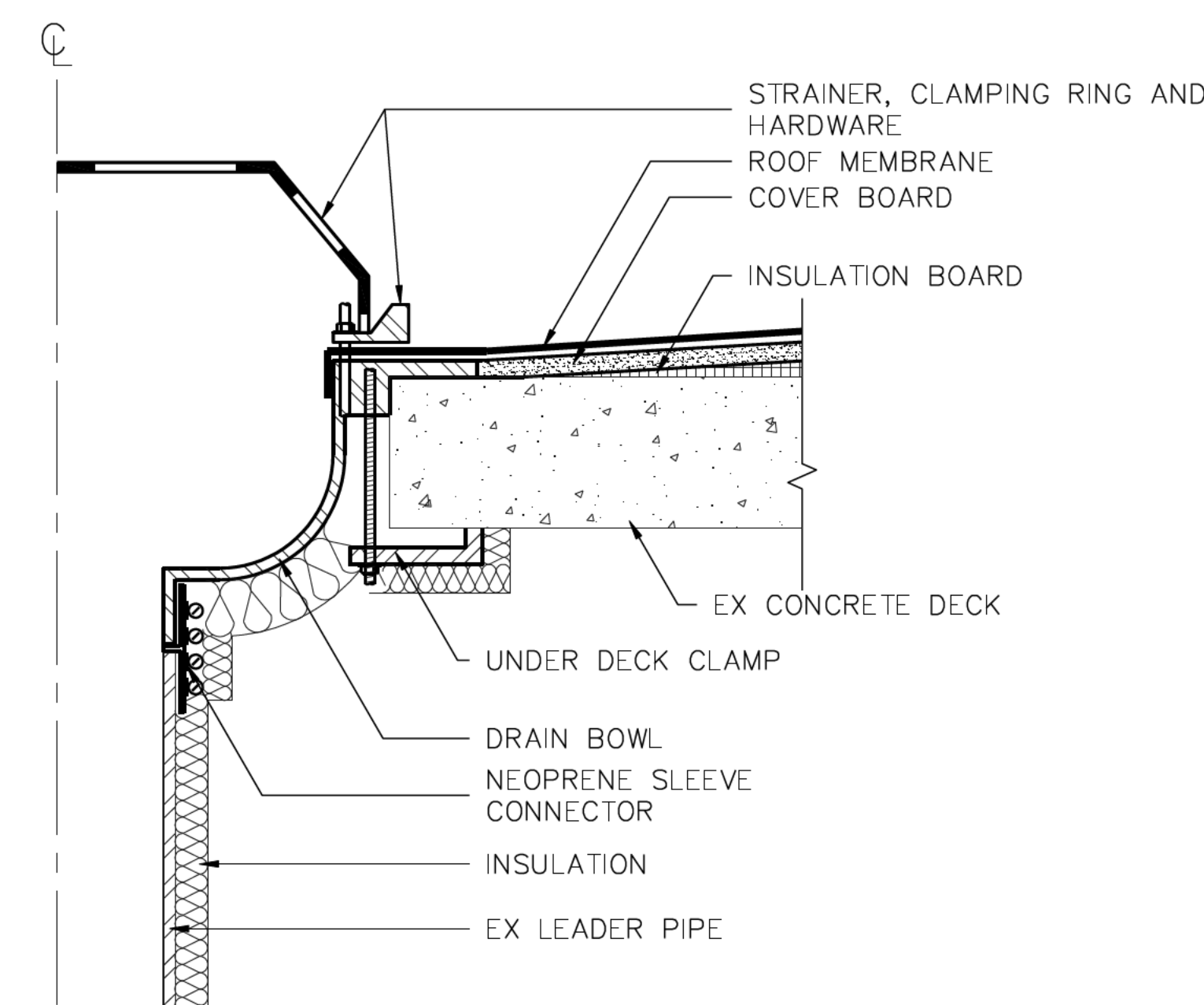


4 CURTAINWALL HEAD
SCALE: 3" = 1'

NOTE:
• REMOVE AND REINSTALL OR REPLACE BRICK MASONRY AS REQUIRED, 3 COURSES MINIMUM.



5 CURTAINWALL TO WALL
SCALE: 3" = 1'



6 NEW ROOF DRAIN - AREAS E & F
SCALE: 3" = 1'

PROJECT: PARTIAL ROOF REPLACEMENT
MID COUNTY DEPT OF HEALTH & HUMAN SERVICES 1301 PICCARD DRIVE ROCKVILLE, MARYLAND 20850
OWNER: MONTGOMERY COUNTY - DOS, FACILITIES MANAGEMENT SERVICES 1301 SEVEN LOCKS ROAD POTOMAC, MARYLAND 20854

NO.	DATE	DESCRIPTION	BY
1	2/8/2018	CD SUBMISSION	MLF

PROJECT NO.	655969
CADD FILE	655969 A5x
DESIGNED BY	DRN
DRAWN BY	MLF
CHECKED BY	EDE/SJB
DATE	2/8/2018
DRAWING SCALE	3" = 1'

GRAPHIC SCALE

0 3" 6" 9"

IF BORDER OUTLINE IS LESS THAN 34" x 25" USE GRAPHIC SCALES

SHEET TITLE

DETAILS
NEW
CONSTRUCTION

DRAWING NO.

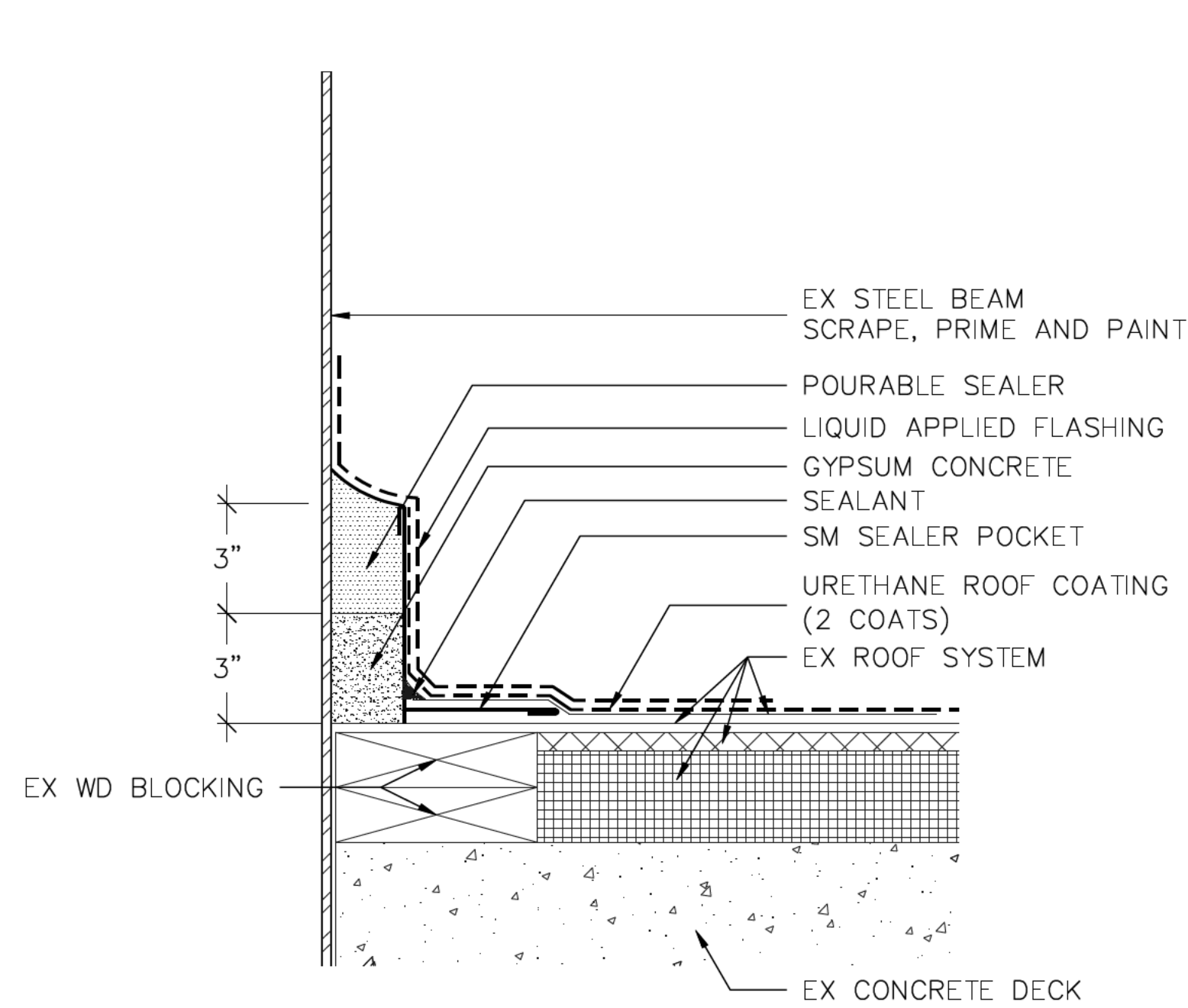
A-502

ALL ITEMS ARE NEW UNLESS DESIGNATED AS EXISTING (EX)

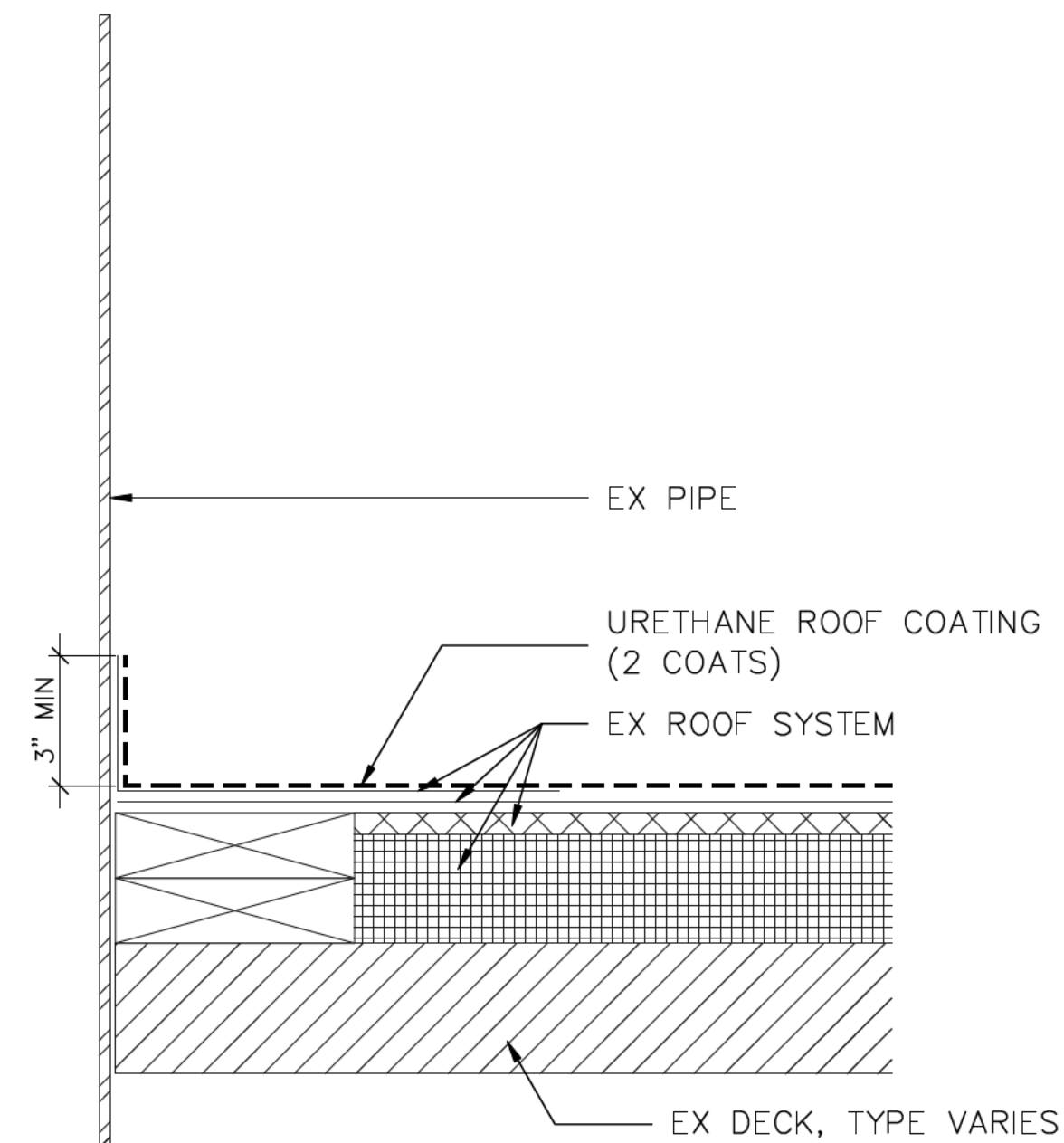


Professional Certification: I hereby certify that these documents were prepared or approved by me, and that I am a duly licensed professional engineer under the laws of the State of Maryland.

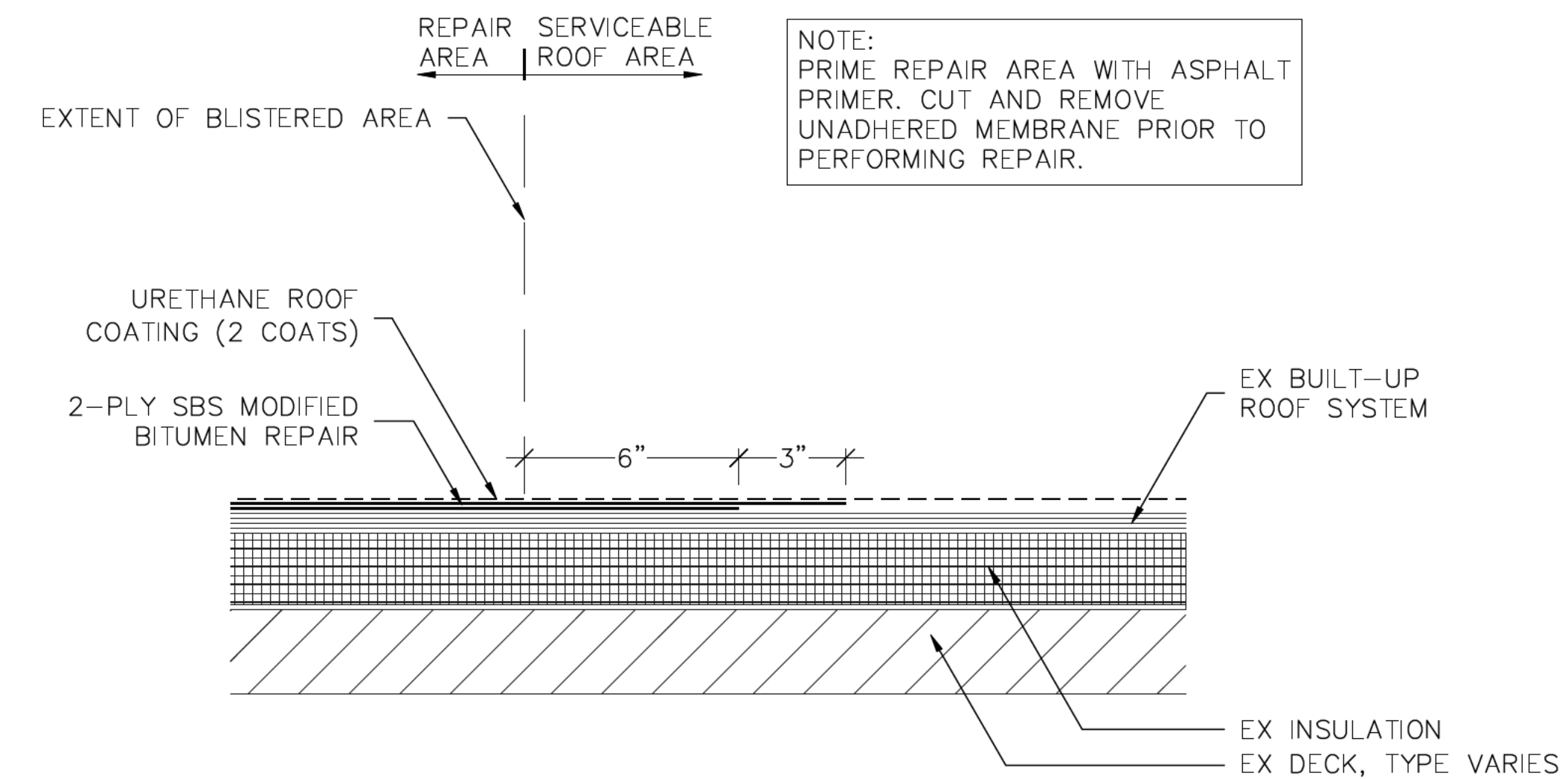
License No. 36513, Expiration Date: 3/27/19



1 POURABLE SEALER POCKET
A503 SCALE: 3" = 1'

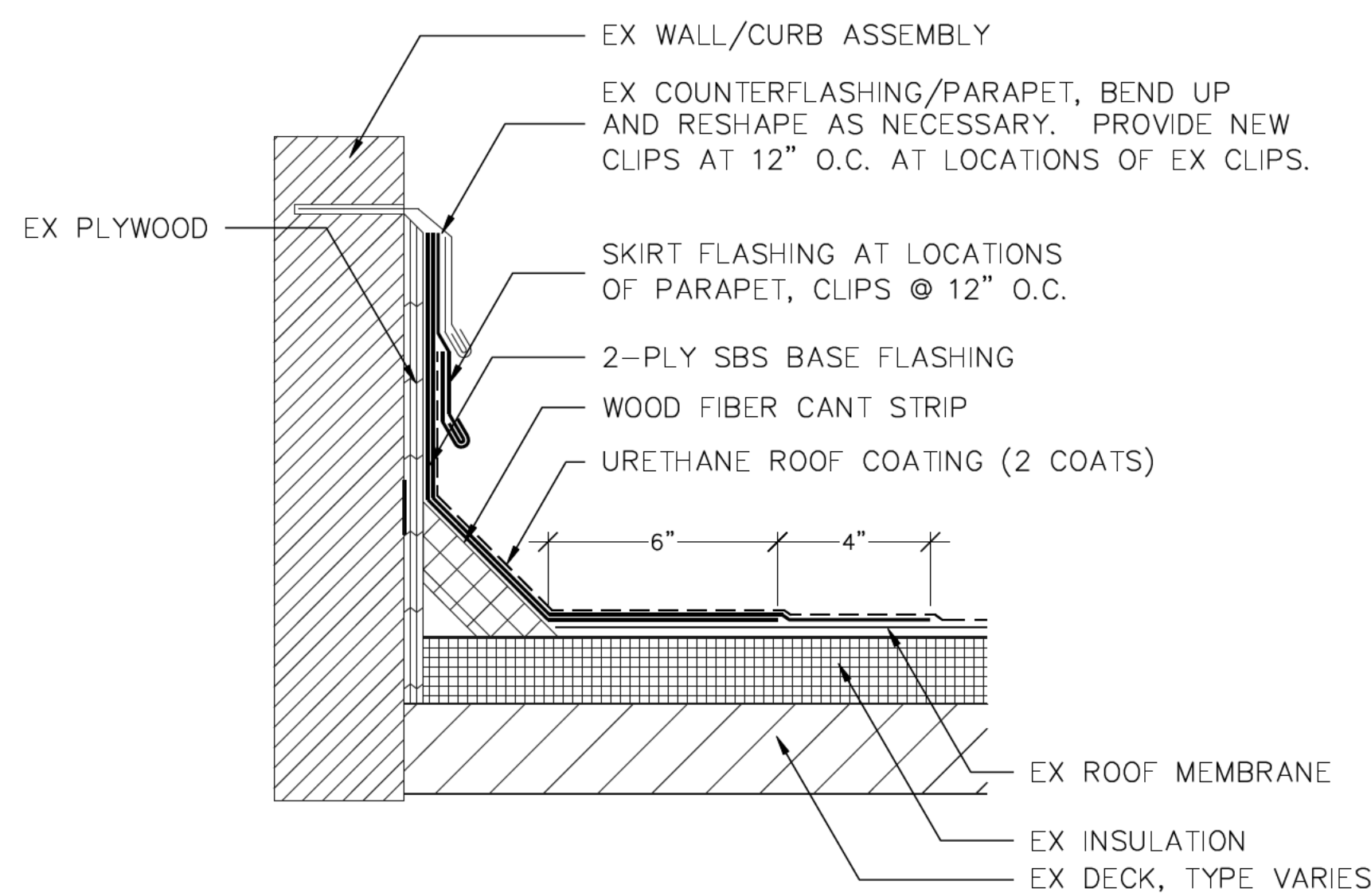


2 PIPE PENETRATION
A503 SCALE: 3" = 1'



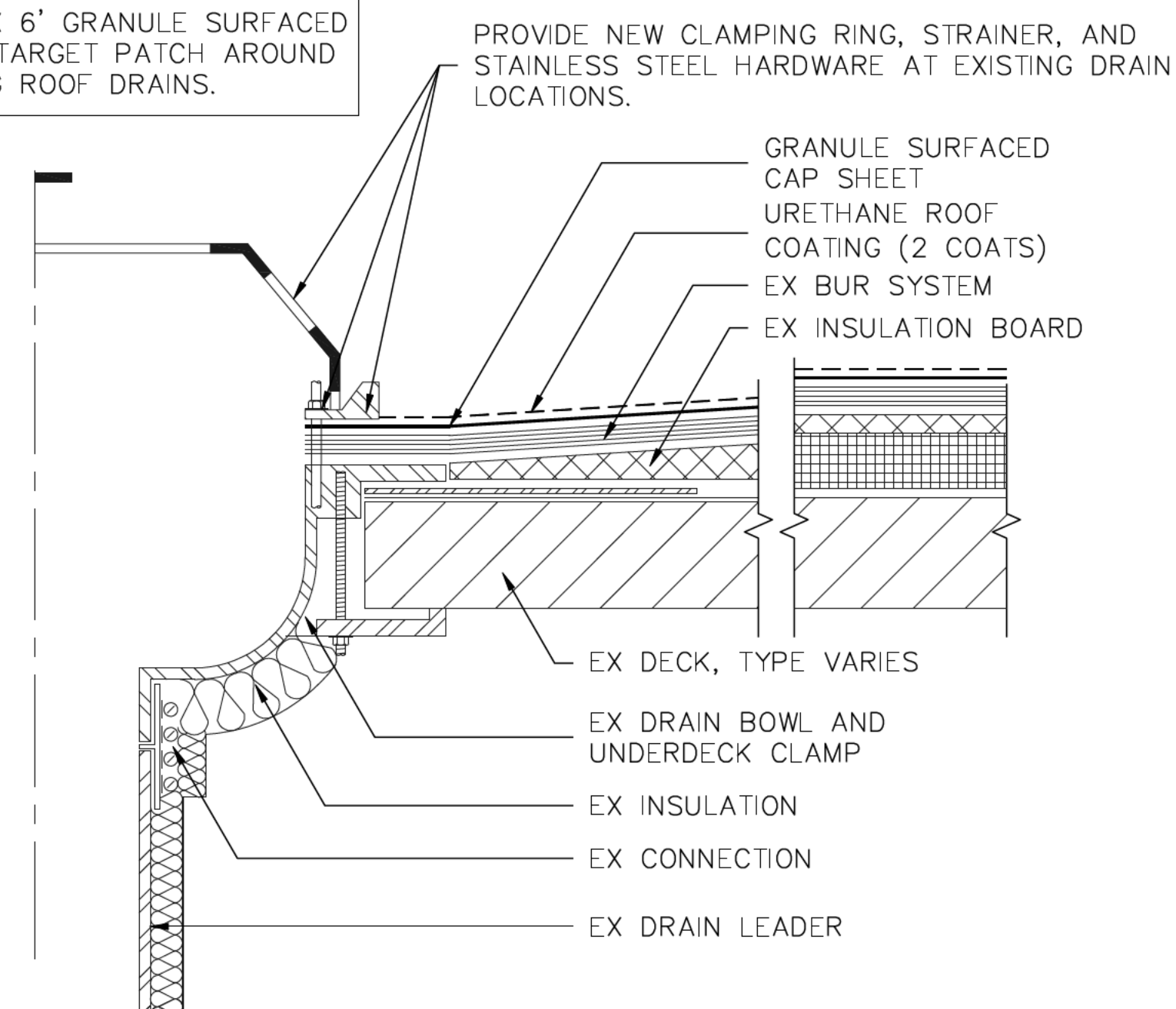
3 BLISTER/BUCKLE REPAIR
A503 SCALE: 3" = 1'

NOTE:
REMOVE EX DETERIORATED/UNADHERED BASE FLASHING AND CANT STRIP. PRIME REPAIR AREA WITH ASPHALTIC PRIMER. INSTALL NEW CANT STRIP, AND 2-PLY BASE FLASHINGS. HEIGHTS, SUBSTRATES, AND COUNTERFLASHING CONFIGURATIONS VARY.

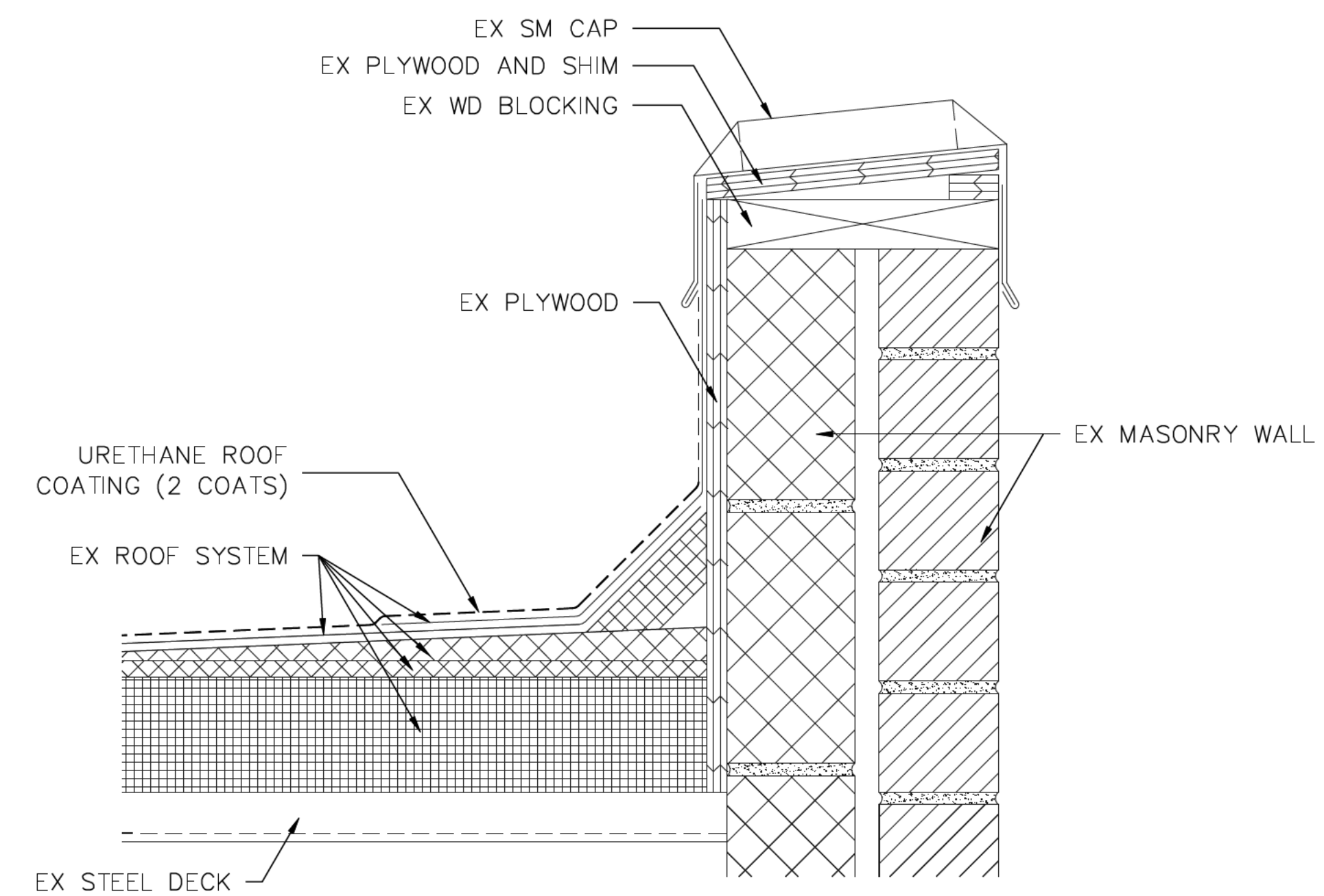


4 BASE FLASHING REPLACEMENT
A503 SCALE: 3" = 1'

NOTE:
INSTALL 6' X 6' GRANULE SURFACED CAP SHEET TARGET PATCH AROUND ALL EXISTING ROOF DRAINS.



5 ROOF DRAIN REFURBISHMENT
A503 SCALE: 3" = 1'



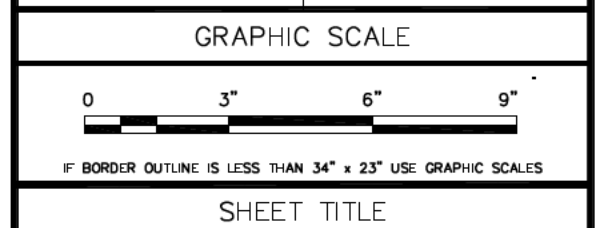
6 PARAPET
A503 SCALE: 3" = 1'

PROJECT
PARTIAL ROOF REPLACEMENT
MID COUNTY DEPT OF HEALTH & HUMAN SERVICES 1301 PICCARD DRIVE ROCKVILLE, MARYLAND 20850

OWNER
MONTGOMERY COUNTY - DOS, FACILITIES MANAGEMENT SERVICES
1301 SEVEN LOCKS ROAD
POTOMAC, MARYLAND 20854

NO.	DATE	DESCRIPTION	BY
1	2/8/2018	CD SUBMISSION	MLF

PROJECT NO.	655969
CADD FILE	655969 A5x
DESIGNED BY	DRN
DRAWN BY	MLF
CHECKED BY	EDE/SJB
DATE	2/8/2018
DRAWING SCALE	3" = 1'



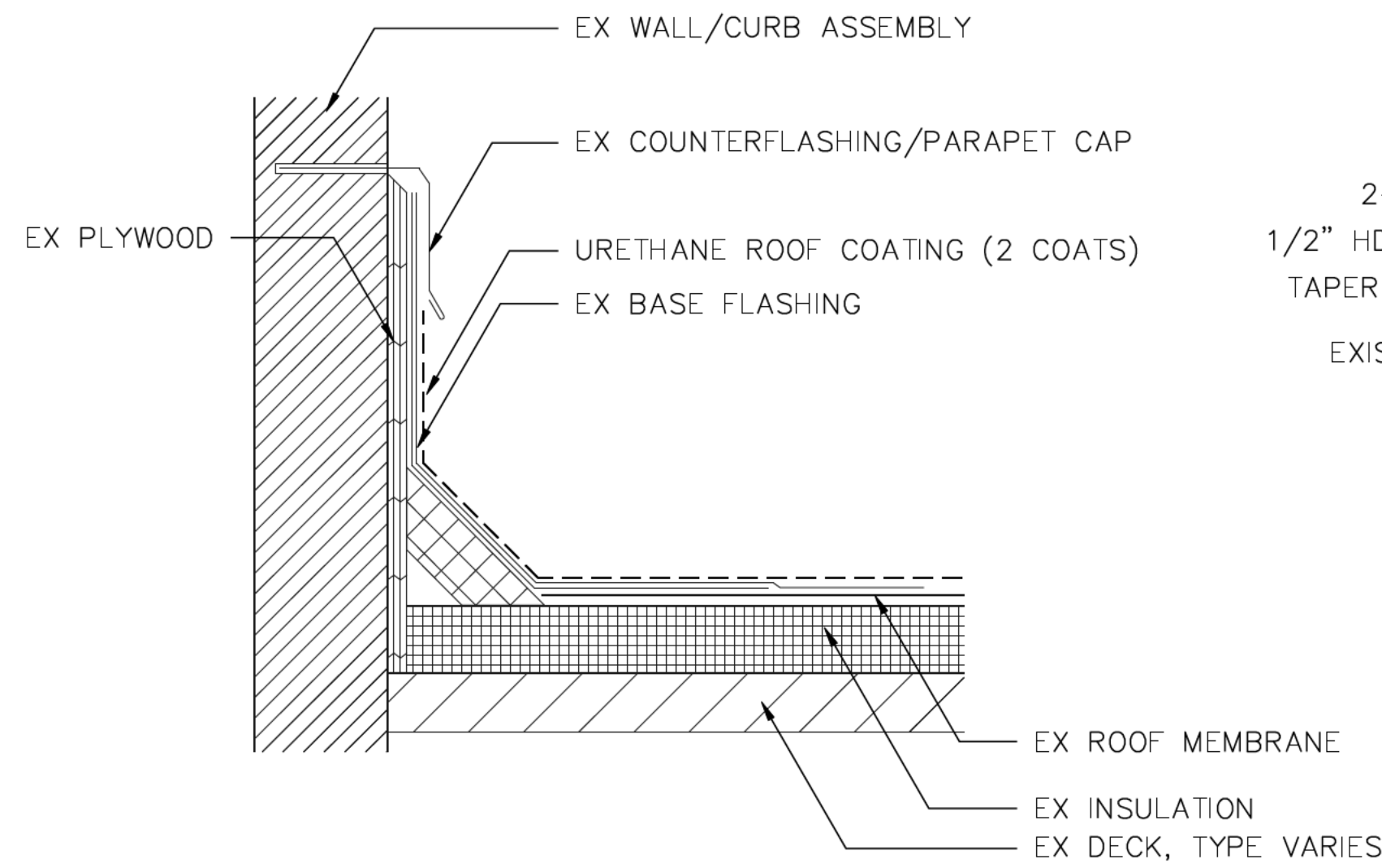
DETAILS
NEW
CONSTRUCTION

DRAWING NO.

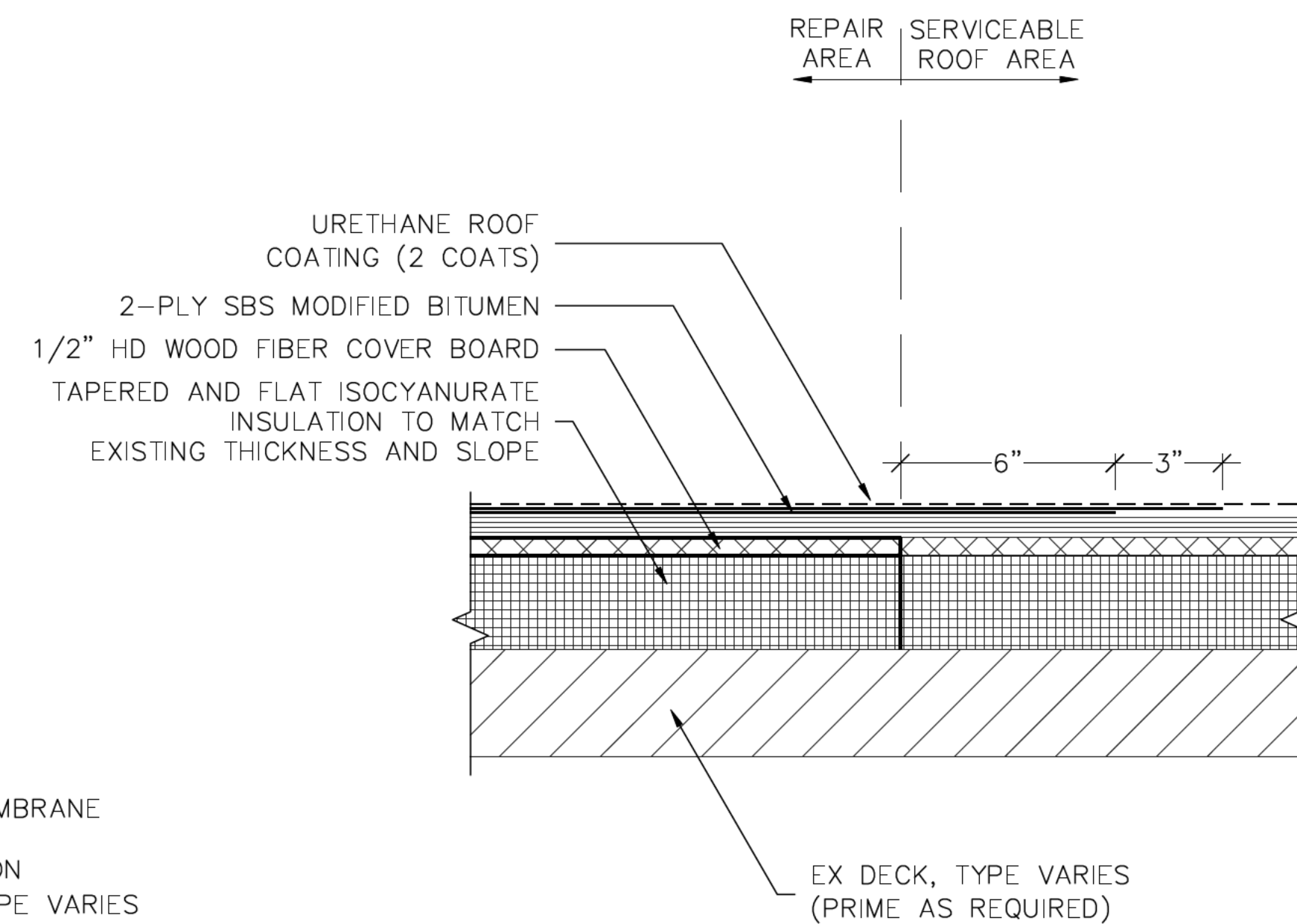
A-503

ALL ITEMS ARE NEW UNLESS DESIGNATED AS EXISTING (EX)

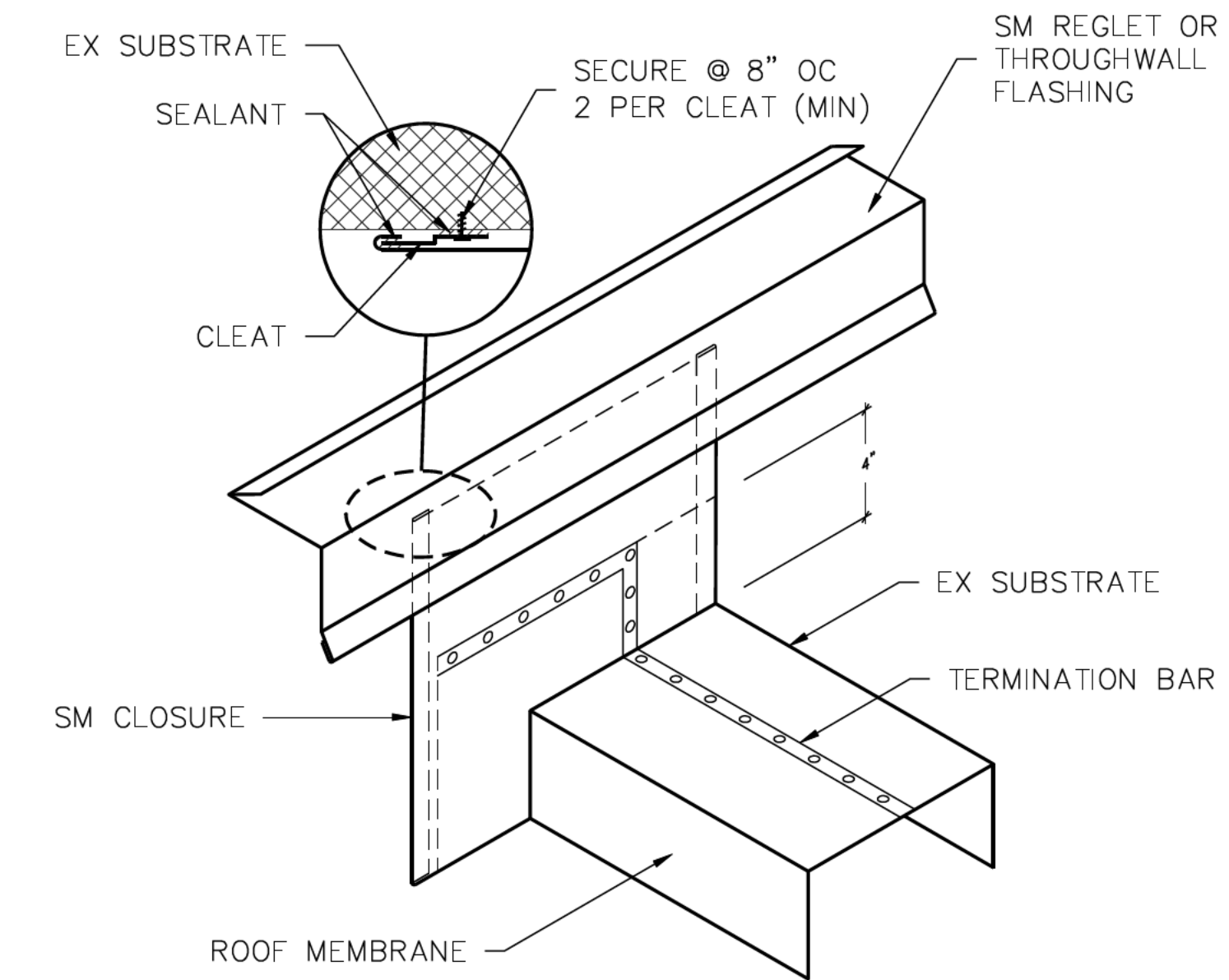
NOTE:
 EX ROOF SYSTEM SHALL BE CLEANED OF ALL DIRT AND DEBRIS AND DRY BEFORE INSTALLATION OF URETHANE COATING. ALL REPAIRS TO THE EXISTING BASE FLASHING TO BE COMPLETE BEFORE COATING. HEIGHTS, SUBSTRATES, AND COUNTERFLASHING CONFIGURATIONS WILL VARY.



1
 A504
BASE FLASHING COATING
 SCALE: 3" = 1'

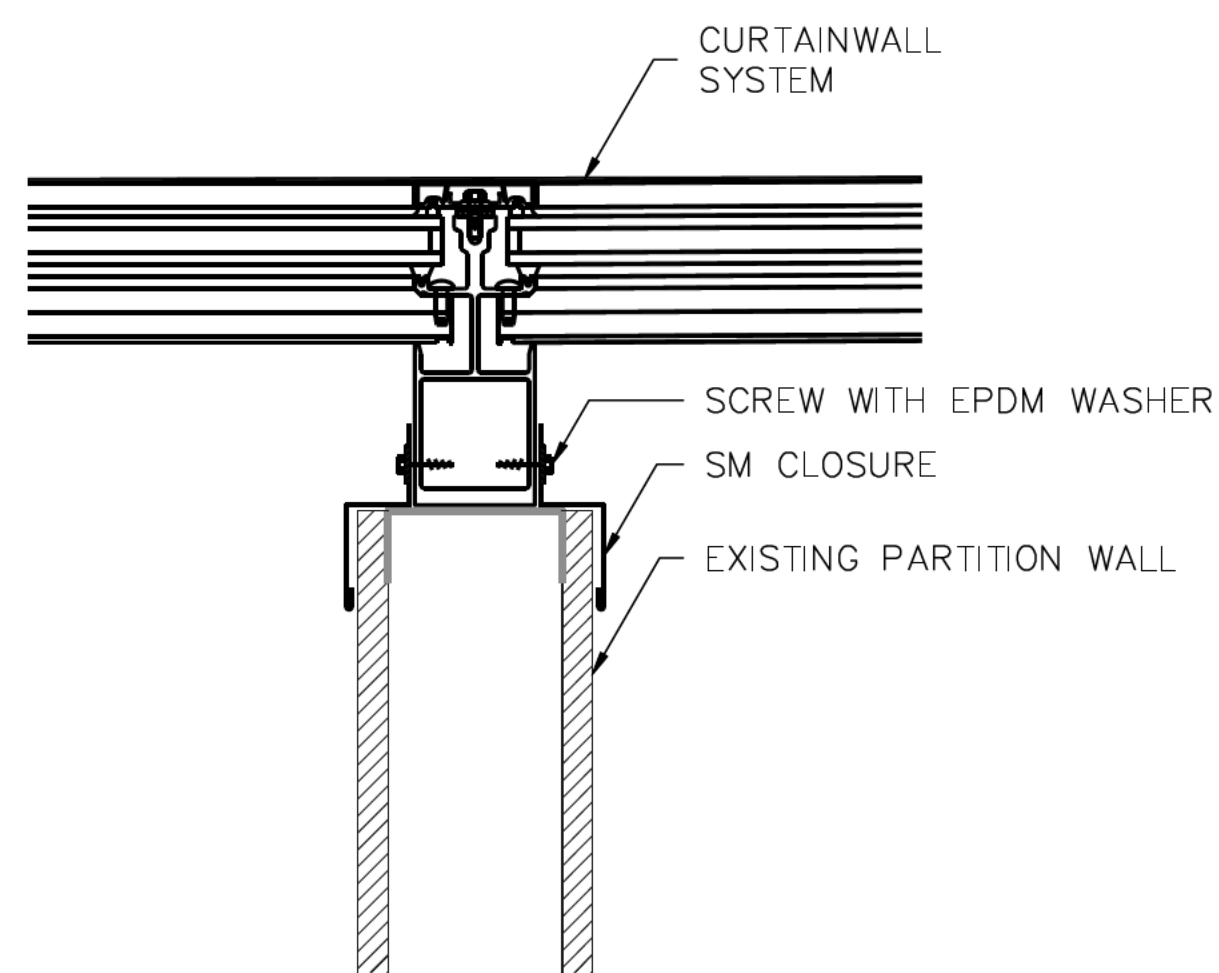


2
 A504
FULL DEPTH REPAIR
 SCALE: 3" = 1'

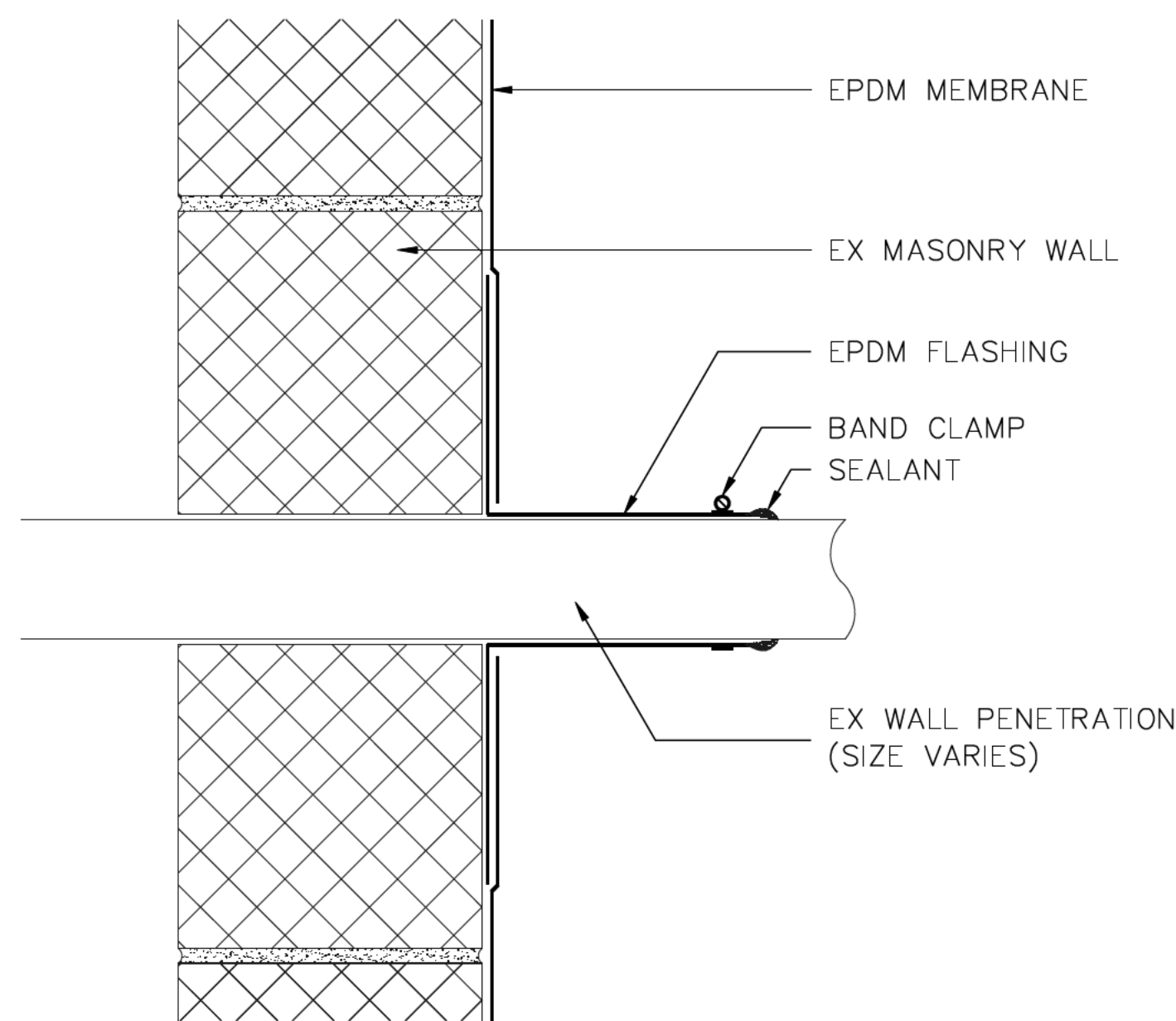


3
 A504
ROOF EDGE TO WALL
 SCALE: NOT TO SCALE

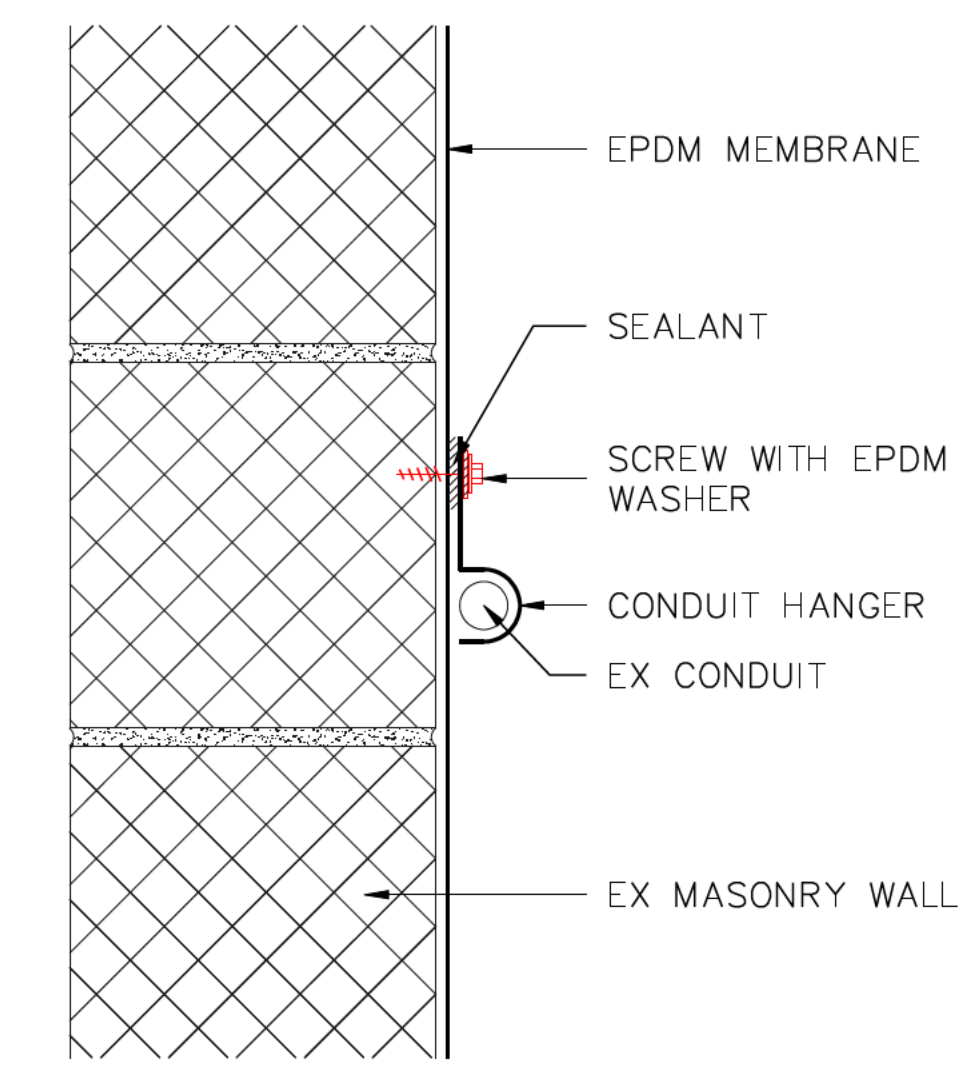
NOTES:
 • PROVIDE SM CLOSURES AS REQUIRED TO CLOSE GAPS BETWEEN NEW CURTAINWALL SYSTEM AND EXISTING PARTITION WALLS.
 • ACTUAL SM CLOSURE CONFIGURATIONS MAY VARY. VERIFY IN FIELD.



4
 A504
INTERIOR PARTITION
 SCALE: 3" = 1'



5
 A504
PENETRATION AT WALL
 SCALE: 3" = 1'



6
 A504
CONDUIT SUPPORT
 SCALE: 3" = 1'




Gale Associates, Inc.
 Engineers Architects Planners

1122 Kenilworth Drive, Suite 206
 Towson, Md 21204-2143
 P 443-279-4500 F 443-279-4560
 www.gainc.com

Boston Baltimore Orlando San Francisco

This drawing and the design and construction features disclosed are proprietary to Gale Associates, Inc. and shall not be altered or reused in whole or part without the express written permission of Gale Associates, Inc. COPYRIGHT © 2017



Professional Certification: I hereby certify that these documents were prepared or approved by me, and that I am a duly licensed professional engineer under the laws of the State of Maryland.

License No. 36513, Expiration Date: 3/27/19

PROJECT
PARTIAL ROOF REPLACEMENT
COUNTY DEPT OF HEALTH & HUMAN SERVICES
1301 PICCARD DRIVE
ROCKVILLE, MARYLAND 20850

OWNER
MONTGOMERY COUNTY – DGS, FACILITIES MANAGEMENT SERVICES
1301 SEVEN LOCKS ROAD
POTOMAC, MARYLAND 20854

NO.	DATE	DESCRIPTION	BY
1	2/8/2018	CD SUBMISSION	MLF

PROJECT NO.	655969
CADD FILE	655969 A5x
DESIGNED BY	DRN
DRAWN BY	MLF
CHECKED BY	EDE/SJB
DATE	2/8/2018
DRAWING SCALE	AS NOTED

GRAPHIC SCALE
 SHEET TITLE
DETAILS
NEW
CONSTRUCTION

DRAWING NO.

A-504

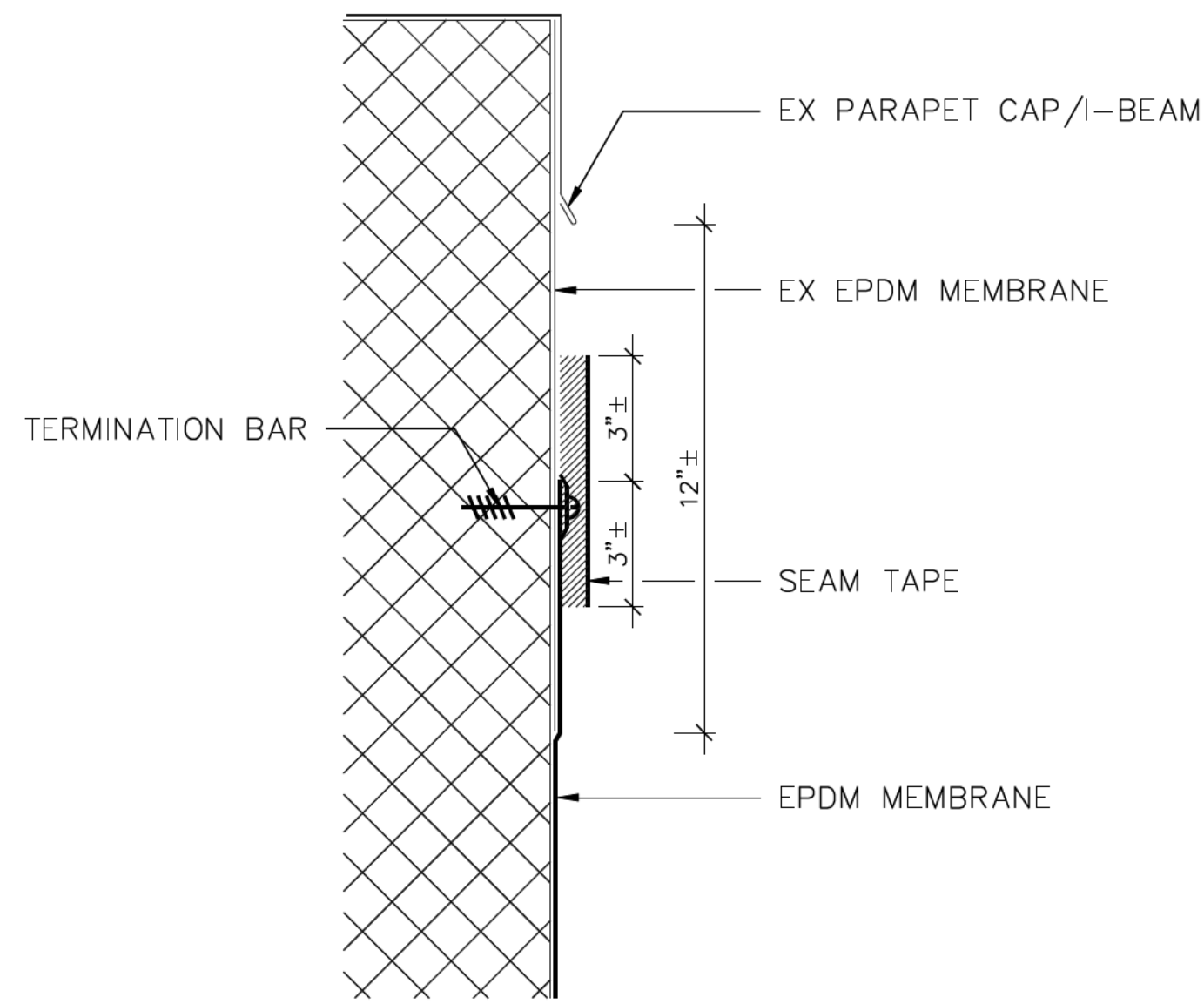
ALL ITEMS ARE NEW UNLESS DESIGNATED AS EXISTING (EX)

0:\655969\02 DESIGN\655969 A504.DWG - 2/8/2018 10:50:55 AM - C MLF >

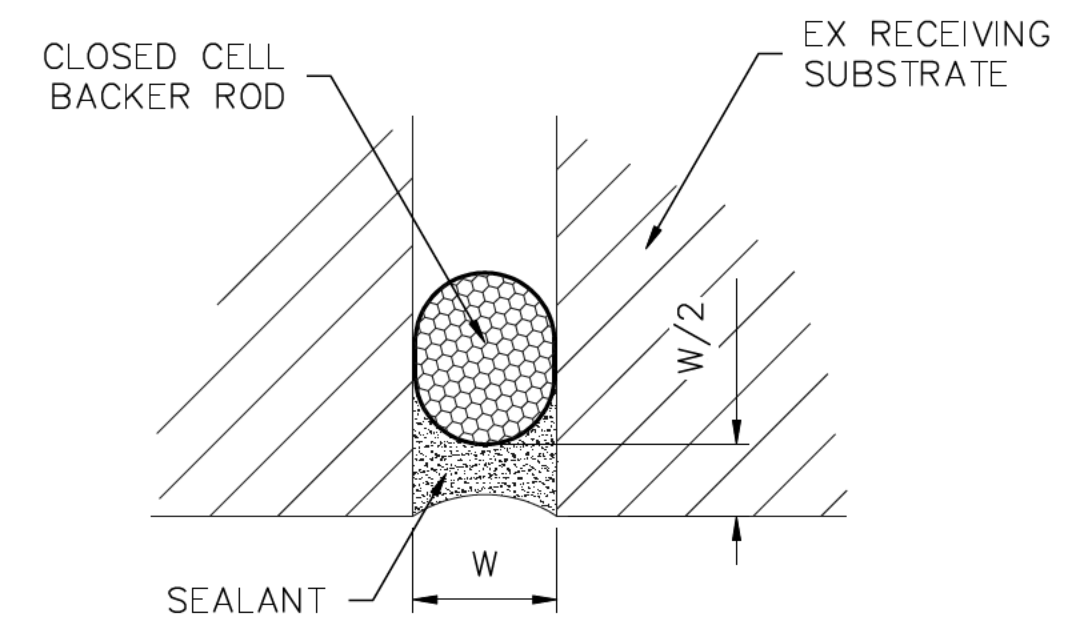


Professional Certification: I hereby certify that these documents were prepared or approved by me, and that I am a duly licensed professional engineer under the laws of the State of Maryland.

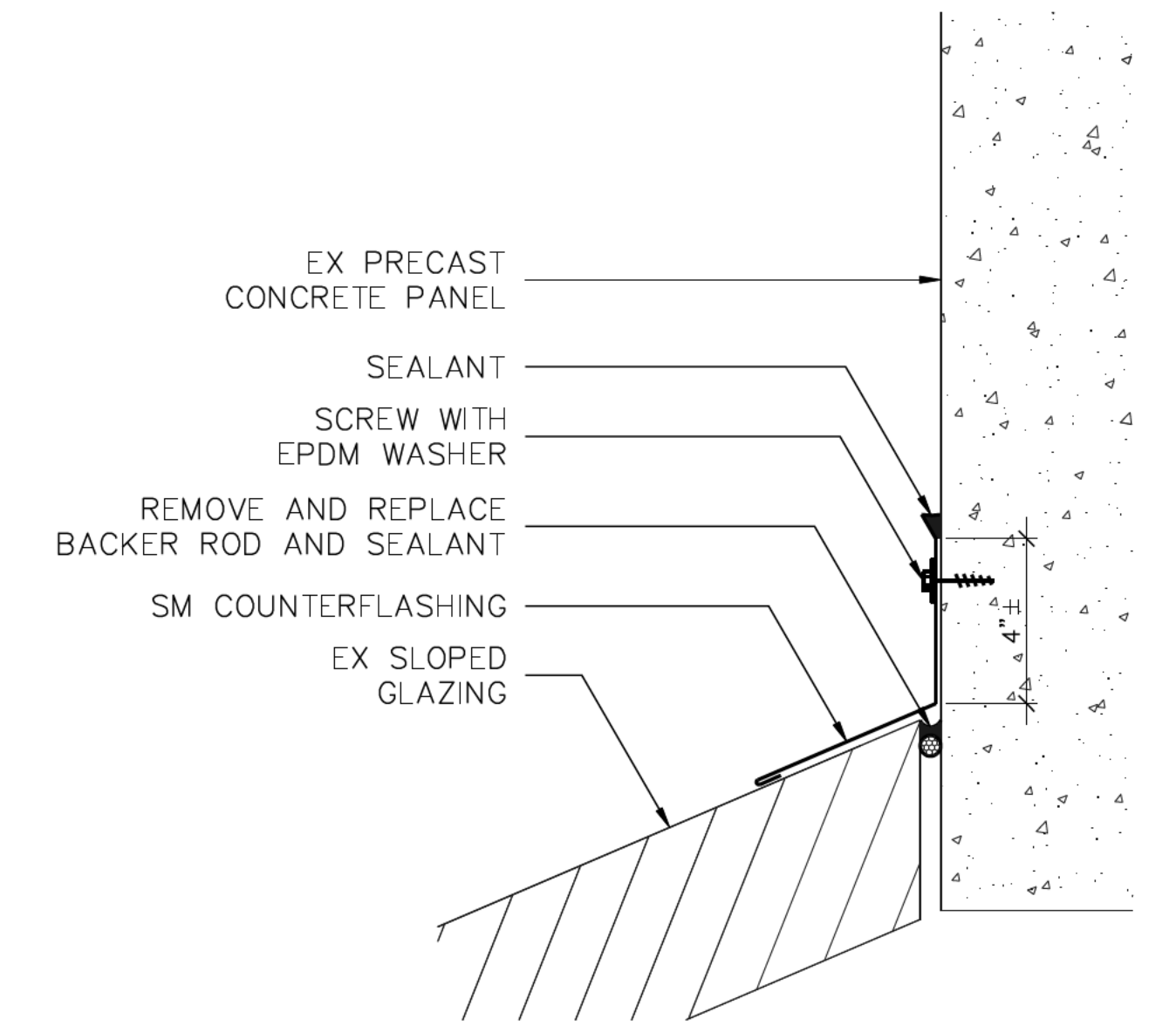
License No. 36513, Expiration Date: 3/27/19



1 MEMBRANE TERMINATION
A505 SCALE: 3" = 1'

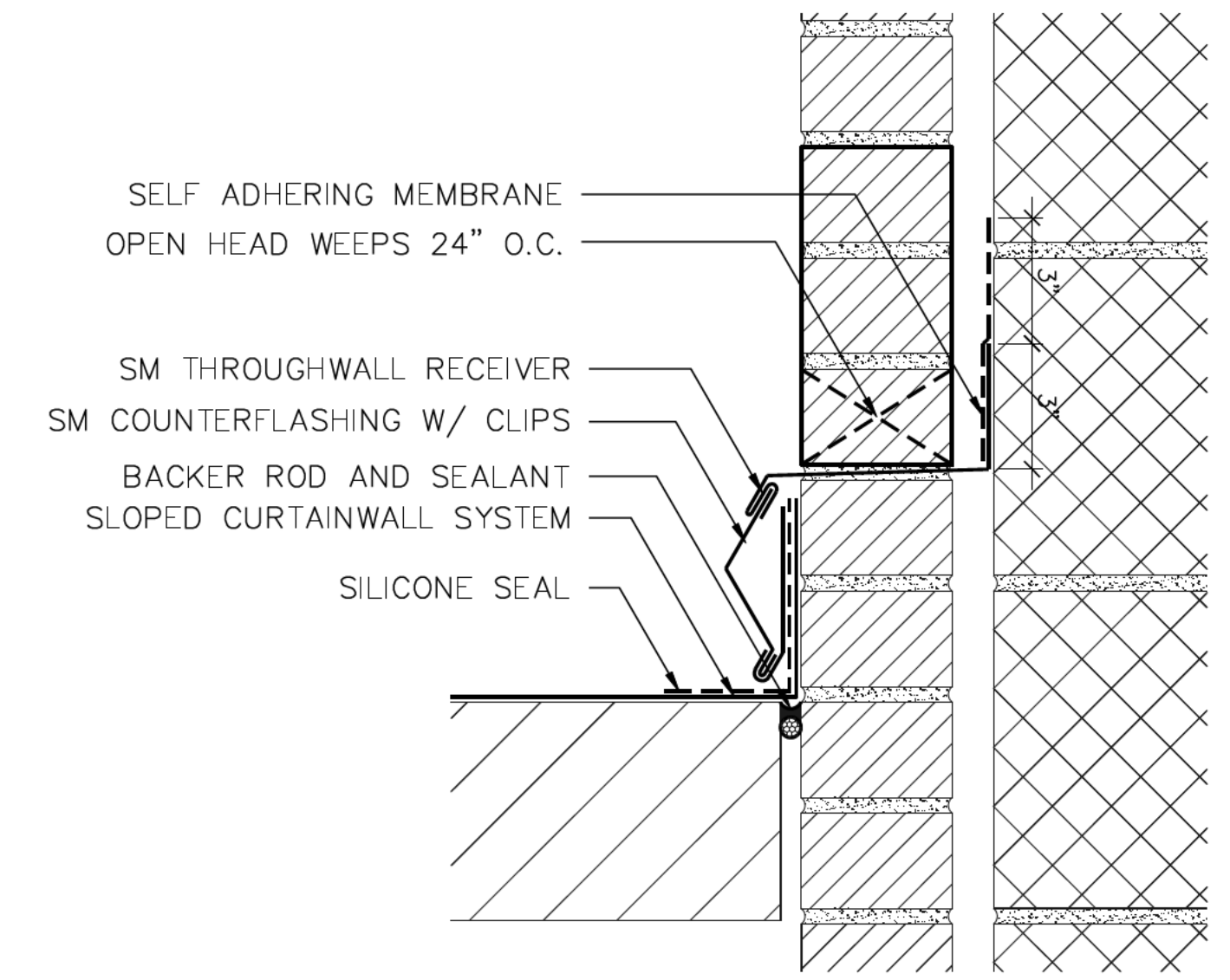


2 SEALANT JOINT
A505 SCALE: NOT TO SCALE

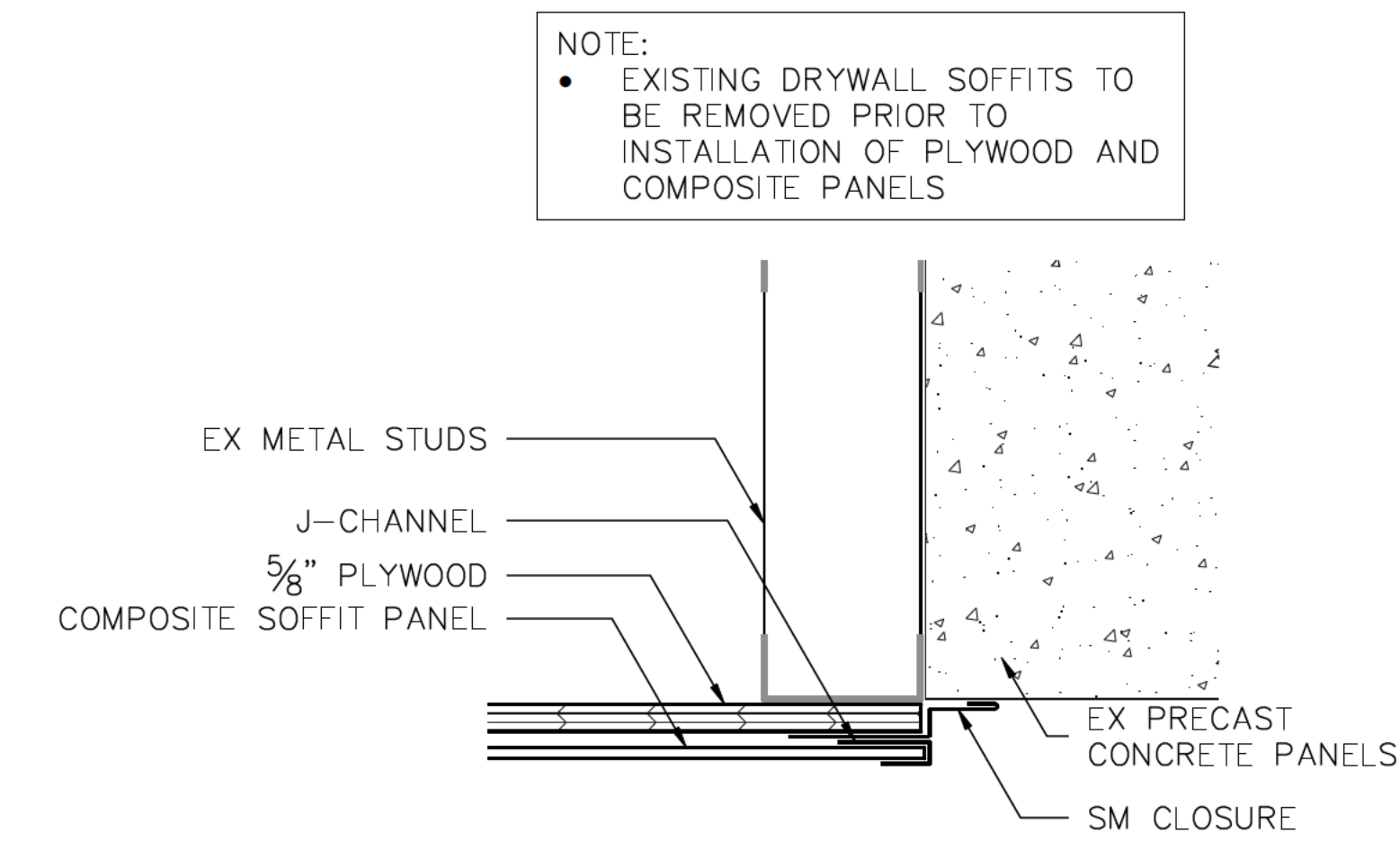


3 COUNTERFLASHING
A505 SCALE: 3" = 1'

- NOTES:
- REMOVE AND REINSTALL OR REPLACE BRICK MASONRY AS REQUIRED, 3 COURSES MINIMUM.
 - PROVIDE STEPPED THROUGHWALL FLASHING WITH END DAMS.

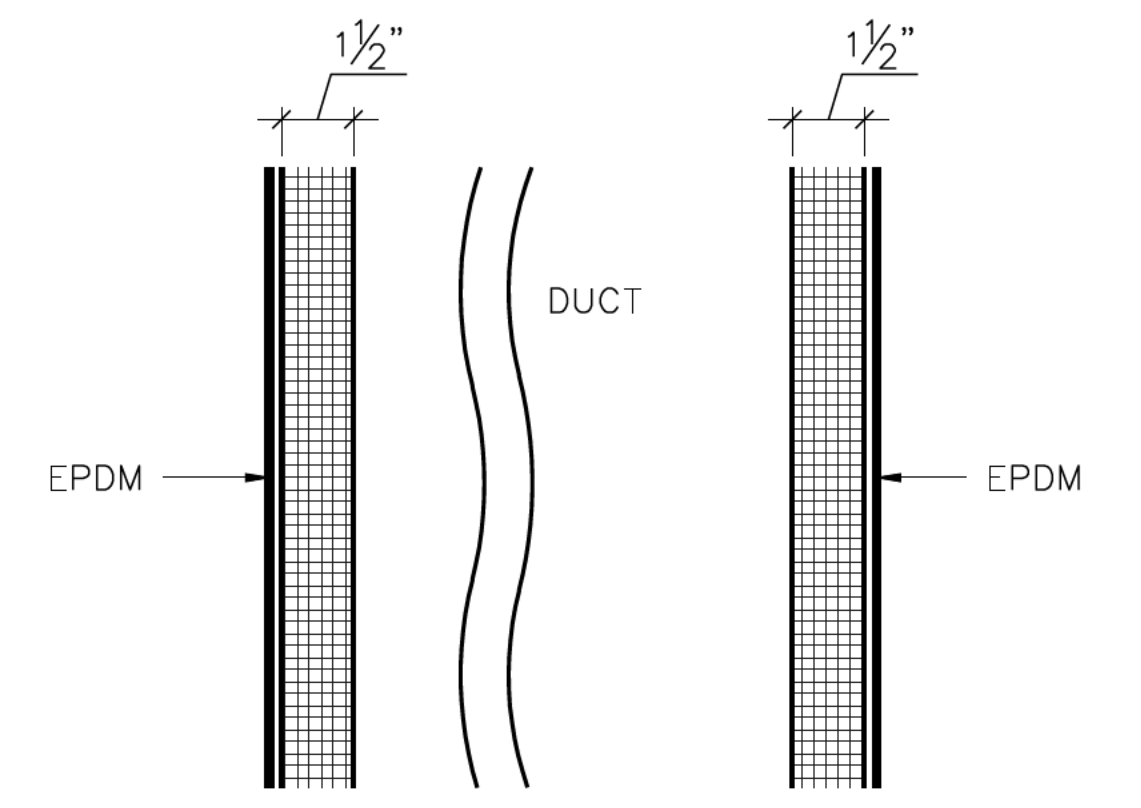


4 THROUGHWALL FLASHING
A505 SCALE: 3" = 1'



5 COMPOSITE SOFFIT PANEL
A505 SCALE: 3" = 1'

- NOTE:
- PROVIDE 1 1/2" ISOCYANURATE INSULATION BOARD AND FULLY ADHERED EPDM WHITE MEMBRANE OVER EXISTING DUCT.



6 DUCT SECTION
A505 SCALE: 3" = 1'

PROJECT
PARTIAL ROOF REPLACEMENT
MID COUNTY DEPT OF HEALTH & HUMAN SERVICES 1301 PICCARD DRIVE ROCKVILLE, MARYLAND 20850

OWNER
MONTGOMERY COUNTY - DGS, FACILITIES MANAGEMENT SERVICES
1301 SEVEN LOCKS ROAD
POTOMAC, MARYLAND 20854

NO.	DATE	DESCRIPTION	BY
1	2/8/2018	CD SUBMISSION	MLF

PROJECT NO.	655969
CADD FILE	655969 A5x
DESIGNED BY	DRN
DRAWN BY	MLF
CHECKED BY	EDE/SJB
DATE	2/8/2018
DRAWING SCALE	AS NOTED

GRAPHIC SCALE
IF BORDER OUTLINE IS LESS THAN 34" x 23" USE GRAPHIC SCALES
SHEET TITLE

DETAILS
NEW
CONSTRUCTION

DRAWING NO.
A-505

ALL ITEMS ARE NEW UNLESS DESIGNATED AS EXISTING (EX)



Professional Certification: I hereby certify that these documents were prepared or approved by me, and that I am a duly licensed professional engineer under the laws of the State of Maryland.

License No. 38513, Expiration Date: 3/27/19

PROJECT: PARTIAL ROOF REPLACEMENT
MID COUNTY DEPT OF HEALTH & HUMAN SERVICES 1301 PICCARD DRIVE ROCKVILLE, MARYLAND 20850

OWNER: MONTGOMERY COUNTY - DGS, FACILITIES MANAGEMENT SERVICES
1301 SEVEN LOCKS ROAD
POTOMAC, MARYLAND 20854



1 PHOTO
PH01 SCALE: NONE



2 PHOTO
PH01 SCALE: NONE




3 PHOTO
PH01 SCALE: NONE



4 PHOTO
PH01 SCALE: NONE



5 PHOTO
PH01 SCALE: NONE



6 PHOTO
PH01 SCALE: NONE

NO.	DATE	DESCRIPTION	BY
1	2/8/2018	CD SUBMISSION	MLF

PROJECT NO.	655969
CADD FILE	655969 PHx
DESIGNED BY	DRN
DRAWN BY	MLF
CHECKED BY	EDE/SJB
DATE	2/8/2018
DRAWING SCALE	NONE

GRAPHIC SCALE
IF BORDER OUTLINE IS LESS THAN 34" x 23" USE GRAPHIC SCALE
SHEET TITLE

PHOTOS

DRAWING NO.

PH-01