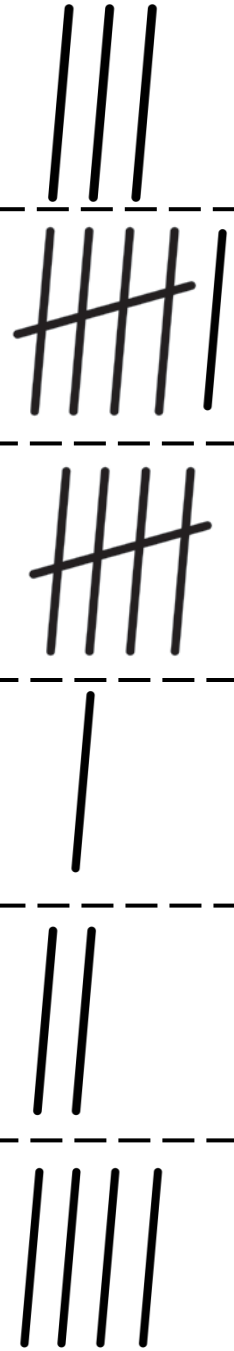



SUMMER Numbers and Tally Marks Cut and Paste

1-6

Cut out the tally marks boxes, and paste on
top of the matching numbers. Color the
picture if you wish.



Cut out the tally marks boxes, and paste on top of the matching numbers. Color the picture if you wish.

numbers. Color the picture if you wish.

A black and white line drawing of a girl standing next to a palm tree. The girl is smiling, wearing a dress with a flower, and holding a small object. The palm tree has a coconut. A smiling sun is in the upper right, and a smiling moon is in the lower left.

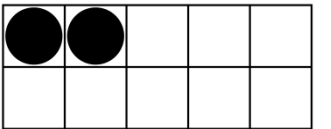
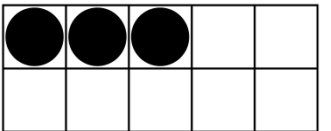
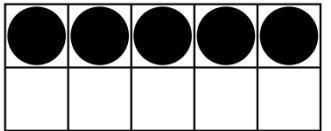
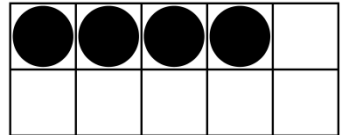
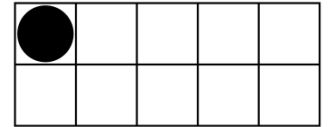
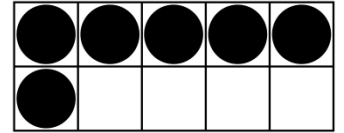
12



SUMMER Numbers and 10-Frames Cut and Paste

1-6

Cut out the 10-frames boxes, and paste
on top of the matching numbers. Color
the picture if you wish.



7
8
9
10
11
12

SUMMER Numbers and 10-Frames Cut and Paste 7-12

Cut out the 10-frames boxes, and paste on top of the matching numbers. Color the picture if you wish.



●	●	●	●	●
●	●	●	●	●
●				

●	●	●	●	●
●	●	●		

●	●	●	●	●
●	●	●	●	●

●	●	●	●	●
●	●	●	●	●
●	●			

●	●	●	●	●
●	●	●	●	

●	●	●	●	●
●	●			

KidSparkz offers FREE items often. Follow on TpT and Pinterest to see my products as soon as they are listed.

[TeacherpayTeachers store](#)

[Leave feedback for this activity here](#)

[Pinterest](#)

Graphics by [Whimsy Clips](#)

Tally marks and 10-frames by [Graphics from the Pond](#)

Activity designed by [KidSparkz](#)