


Cutting Practice

Straight & Curved Lines


CHRISTMAS




Cutting practice strips. Teacher cuts the horizontal lines to make the strips.



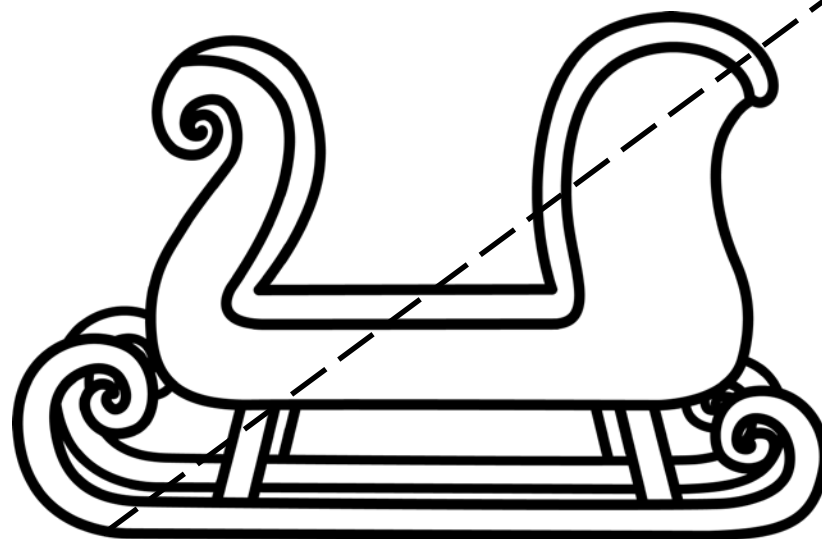

Cutting practice strips. Teacher cuts the horizontal lines to make the strips.




Cutting practice cards. Teacher cuts out the cards, children cut on the dotted lines.




Cutting practice cards. Teacher cuts out the cards, children cut on the dotted lines.



Cutting practice strips. Teacher cuts the horizontal lines to make the strips.




Cutting practice strips. Teacher cuts the horizontal lines to make the strips.



Cutting practice cards. Teacher cuts out the cards, children cut on the dotted lines.



Cutting practice cards. Teacher cuts out the cards, children cut on the dotted lines.





Here is a set of cutting practice pages for early learners. Print on cardstock for easier handling.

Included are:

- strips with straight lines to cut (color and b/w)
- strips with curved lines to cut (color and b/w)
- large cards with straight lines (color and b/w)
- large cards with curved lines (color and b/w)

The children can make patterns or collages with the strips pictures after they cut them, and make puzzles with the cards.

I add FREE items often. Follow on TpT and Pinterest to get them as soon as they are listed.

TeacherpayTeachers store Pinterest

If this activity download meets your expectations, I would be delighted if you would leave feedback.

Frame by Krista Wallden. Graphics by Whimsy Clips

Activity designed and copyright by ©KidSparkz

[More Christmas activities and printables for early learners...](#)

