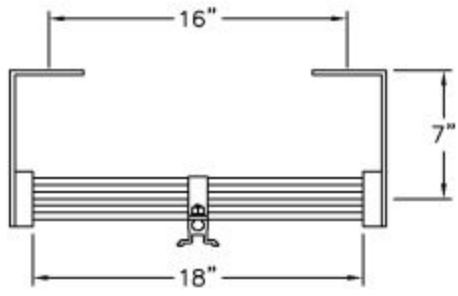
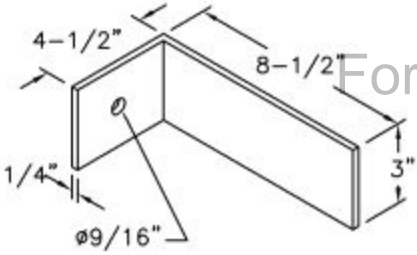


TUBULAR FIXED LADDER TO ROOF HATCH w/FALL ARREST SYSTEM  
(FALL ARREST SYSTEM REQUIRED IF LEVEL TO LEVEL HEIGHT IS GREATER THAN 24'-0")

NOTE:  
ALL BOLTS/FASTENERS  
NECESSARY TO ANCHOR  
LADDER ARE BY OTHERS.



PLAN



BRACKET DETAIL

IF WALL DOES NOT LINE UP  
WITH HATCH OPENING, ADVISE  
OFFSET

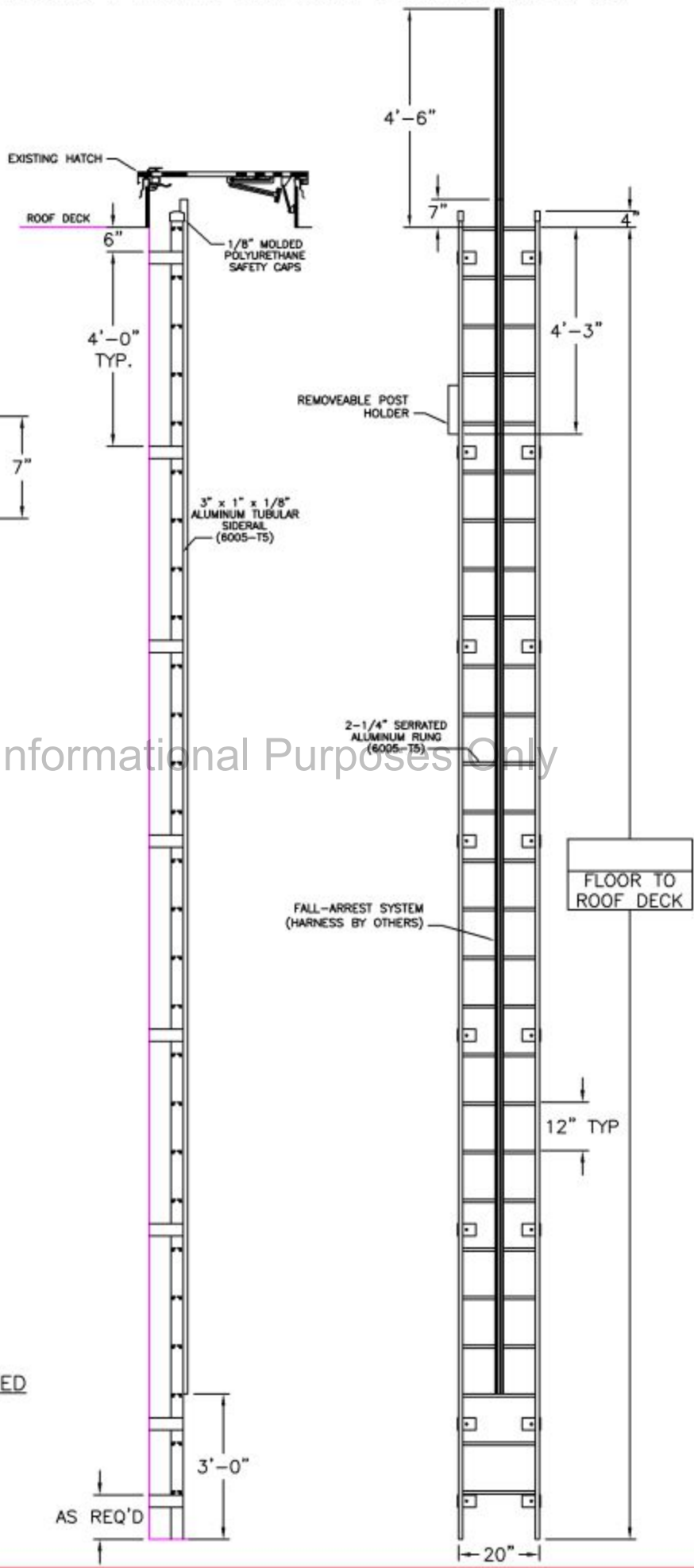
FAS INCLUDED PARTS

- CARRIER RAIL
- RUNG CLAMPS
- (2) LOCKING TROLLEYS
- SPLICE KIT (AS REQ'D)

ITEMS REQ'D BUT NOT INCLUDED

- (1) FULL BODY HARNESS  
WITH D-RING PER CLIMBER

FACTORY FINISH  
ALUMINUM-MILL FINISH



FLH-05-FAS

LADDER RATED AT 1,500 LBS

LADDERS MANUFACTURED BY PRECISION LADDERS, LLC  
COMPLY WITH OSHA 1910 SUBPART D AND ANSI 14.3

PRECISION REP		PROJECT		ARCHT OR ENGR.		DWG. CHECK		LADDERS MANUFACTURED BY PRECISION LADDERS, LLC COMPLY WITH OSHA 1910 SUBPART D AND ANSI 14.3	
PRECISION REP		WORK ORDER		PURCHASE ORDER		BUILT BY:		PRECISION Ladders, LLC	
SERIAL#		PURCHASER		DATE		CHECKED BY:		P.O. BOX 2279 Morristown, TN 37816-2279	
QTY.		MODEL#		9/1/21		DRAWN BY:		Ph: (423) 586-2265 Fax: (423) 586-2091	
FLH-		DNH						www.PrecisionLadders.com	

